

❖ uhps fn, 'kCnksa ds vFkZ fy[krs gq, mudk okD;ksa
esa iz;ksx dhft, %&

olq/kk] ioZr] o`{k] rkykc] i{kh] Hkou] dadM+] feV~Vh] leqnz]
gfj;kyh] jsfxLrku] izd`fr]
eSnku] iznw" k.k] lkSUn;Z] jfo] 'kf'k] es?k] i'kq] ok;q] dqEgkj]
?kV] mn~;ku] lfjrk] ckWa/k A




VOCABOFUN

Make a dictionary with the following words, arrange them in alphabetical order, write their meaning and make sentences with them:

Nature, trees, paper, wood, pollution, water, planet, recycle, soil, plastic, garbage, save, fog, weather, landforms, globe, space, island, storm, rivers, greenery, smoke, conserve, earthquake, volcano

STICK TABLES

Here's a simple and fun way to help you understand the tables of 2 and 3 as you learn them. Collect some long and short sticks. For the table of two you will need two long sticks and ten short sticks. Keep the two long sticks next to each other and for every step keep the short stick in a manner that it crosses both the long sticks, the number of places the sticks meet give you the answer for example:

$2 \times 1 =$		2	Use sticks or straws to make these stick tables for the table of 2 and 3 and use it to learn your tables as well.
$2 \times 2 =$		4	
$2 \times 3 =$		6	

MATHS AT HOME

Make colorful projects/ models/ charts/ puzzle or games on how you use maths everyday at home.

Make the project according to the topic allotted to your section.

SECTION	TOPIC
A	Maths in the garden (Eg- make the model of your garden in which the flower pots are arranged in ascending order)
B	Maths in the drawing room (Eg- make a model of the clock in your drawing room)
C	Maths in the kitchen (note down the manufacture and expiry date of the packaged products in your refrigerator)
D	Maths in the bathroom (Eg- note the pattern and shape of the tiles on your bathroom wall and make similar tiles with thermocol or cardboard)
E	Maths in the bedroom (Eg make tiny models of furniture of different shapes in your house)
F	Maths in the dining room- (Make a model of your dining table on which cutlery of different shapes is laid out in ascending/ descending order)

You can use your own ideas and creativity to make your project these are just examples.

COMMUNITY OUTREACH

Summer is the time when Dengue and Malaria causing mosquitoes breed in stagnant water collected in our home and around it. This vacation let us try to keep our homes and neighbourhood safe from these disease causing mosquitoes.

Visit at least five homes in your neighbourhood and check whether they have water collecting in certain places like coolers, tanks etc for a long time. If they do, tell them various ways of removing or covering that water so that mosquitoes do not lay eggs in it.
Click pictures and write a report on it.

OR

Mother earth has done so much for us let us also do our part in saving her.
Visit at least five shops in your neighbourhood and find out whether they use plastic bags or paper bags. Then out of these choose two shops that use the maximum number of plastic bags in a day and distribute to them newspaper bags made by you (as many as you can make) with the message that plastic harms the earth.
Click pictures and paste a sample of the paper bags that you distributed and write a short report on it.