

**AMITY INTERNATIONAL SCHOOL,
VASUNDHARA SEC-1
SUMMER HOLIDAY HOMEWORK- CLASS II**

Give me the joys of summer,
Of SUMMER QUEEN so fair,
With wealth of lovely flowers
And fruits and sun-kissed air!

Let's have fun and work together during this summer break.

E.V.S

1. Let us all make colourful and beautiful flash cards according to our Roll nos.-
Roll no 1 to 5 - Types of families and My school
Roll no 6 to 10 - Internal body organs and Means of Transport.
Roll no 11 to 15 - Healthy food and People who help us.
Roll no 16 to 20 - Traffic signals and Neighbourhood.
Roll no 21 to 25 - Types of plants and Aquatic animals.
Roll no 26 to 30 - Festivals and Types of animals.
Roll no 30 to 37 - Seasons and Festivals.

CONSULT YOUR TEXTBOOK BEFORE MAKING FLASH CARDS.

SIZE OF EACH FLASH CARD SHOULD BE 10 "X 10".

COVER YOUR EACH FLASH CARD WITH CELLOPHIN PAPER / PLASTIC SHEET.

ENGLISH

1. Read a new story. Draw your favourite character from it on an A4 sized pastel sheet.
 2. Read English newspaper everyday. Try to grasp new words and build your vocabulary.
 3. Write articles, stories, poems, jokes for the Global Times. You can submit your own art work too.
-

MATHEMATICS

Gearing up for Mathamity

"Math at Mall"

1. Let's visit our favourite Mall. Each group will visit a particular outlet assigned to them, where they will observe shapes and note down the price of the items selected or purchased. Make a 3-D eco-friendly model. Take care not to use plastics or thermocol. Professional help should not be taken. Projects then submitted by each group will be judged on originality and creativity.
2. Solve the Worksheet given

Q.1 Write the number and number names of the following:

9 tens and 3 ones: _____

8 tens and 6 ones: _____

3 hundreds 2 tens and 8 ones: _____

2 hundreds 1 tens and 1 one: _____

Q.2 Expand the following:

123: _____

839: _____

744: _____

200: _____

Q.3 Fill in the missing numbers:

121	122			125
		128		
131			134	
	137			
		143		

Q.4 Arrange the numbers in ascending order:

156, 198, 134, 176, 89: _____

201, 155, 221, 105, 98: _____

56, 98, 17, 99, 133, 11: _____

87, 144, 76, 111, 99, 121: _____

Q.5 Find the place value of:

89: _____ 34: _____ 99: _____

60: _____ 76: _____ 54: _____

Q.6 What comes after:

156 _____ 123 _____ 318 _____

278 _____ 98 _____ 921 _____

363 _____ 112 _____ 219 _____

417 _____ 688 _____ 866 _____

732 _____ 421 _____ 175 _____

Q.7 What comes before:

__245 __570 __733

__490 __169 __211

__150 __940 __395

__111 __784 __475

Q.8 Put the correct sign <, >, =

234 __ 123

345 __ 568

111 __ 11

453__435

287__300

Q.9 Arrange the numbers in the descending order:







76, 98, 55, 66, 111: _____

165, 88, 12, 65, 45: _____

33, 187, 76, 88, 100: _____

12, 78, 163, 43, 98: _____

Q.10 Put bindis to show the given number on abacus:

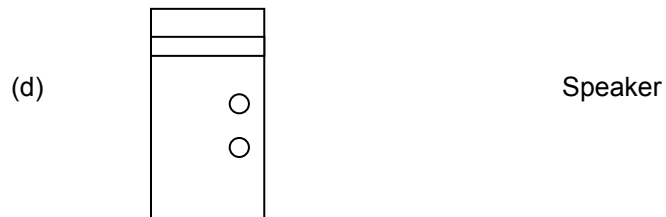
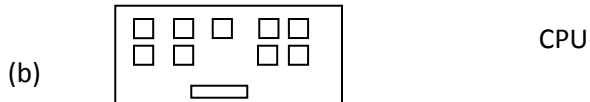
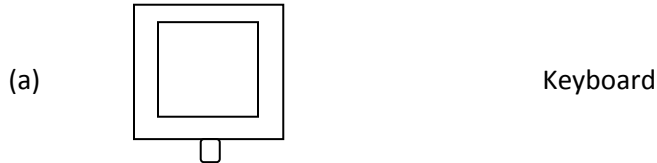


COMPUTER

1. Solve the given worksheet.

Name: _____

Q1. Match the following:



Q2. Which part of computer is Dhruv using if:

- (a). He is printing his poem on a paper.
- (b). He is listening to music.
- (c). He is watching a movie.
- (d). He is writing a letter.
- (e). He is drawing cartoon.



Q3. Write a line each about Monitor and a Mouse?

HINDI

कक्षा दो

- फूलों पर एक कविता लिखिए व चित्र चिपकाइए ।
- दस पृष्ठ सुलेख लिखिए ।
- अब तक करवाए सभी कार्य का अभ्यास कीजिए ।