



(Accredited with Grade 'A' by NAAC)

Supporting Documents Metric No-1.4.1

1.4.1 Structured feedback for design and review of syllabus – semester wise / is received from

1) Students, 2) Teachers, 3) Employers, 4) Alumni

Response:- All 4 of the above

S. No	Detail of Supporting Document	Page Nos.
1.	Students	1-14
2.	Alumni	15
3.	Teachers	16
4.	Employers	17-18



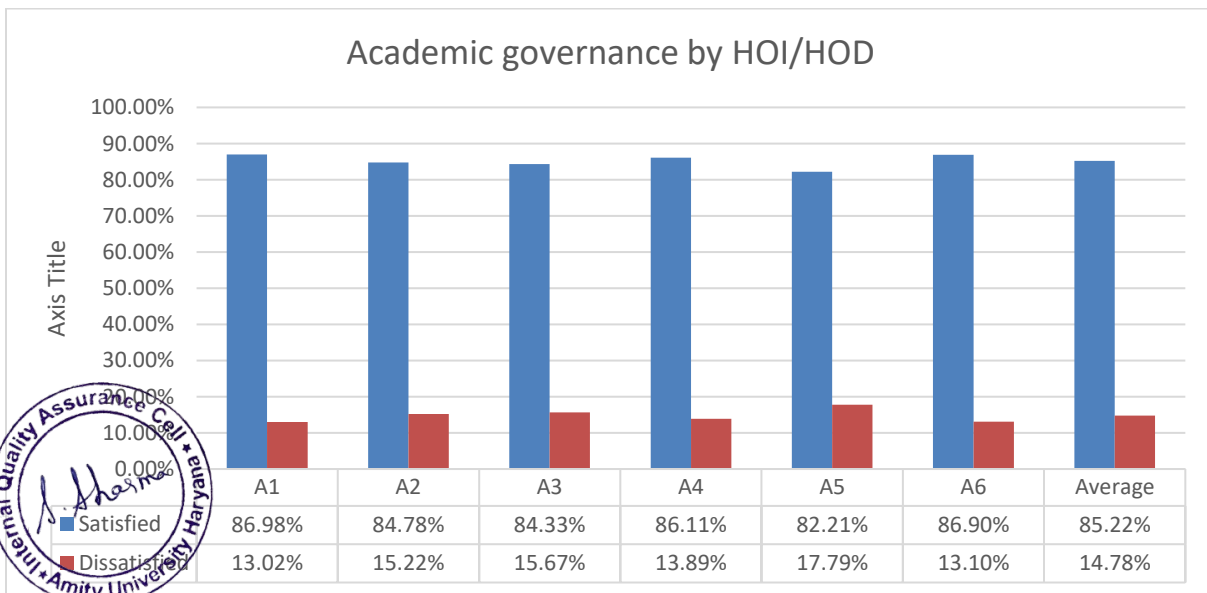


(Accredited with Grade 'A' by NAAC)

Internal Quality Assurance Cell –IQAC Students Satisfaction Survey Graphical Analysis -2022-2023

A- Academic Governance by HOI/HOD

Range	A1	A2	A3	A4	A5	A6	Rating
0	0	0	0	0	0	0	
1	10	10	18	13	20	11	
2	9	21	18	18	18	17	
3	47	46	43	39	52	38	
4	138	141	148	138	141	114	
5	303	288	277	296	275	324	
G. Total	507	506	504	504	506	504	Average
Satisfied	86.98%	84.78%	84.33%	86.11%	82.21%	86.90%	85.22%
Dissatisfied	13.02%	15.22%	15.67%	13.89%	17.79%	13.10%	14.78%






(Accredited with Grade 'A' by NAAC)

A-1	Does the Institute provide written information in advance about the aims, objectives, learning outcomes, and methods of assessment of the Program?
A-2	Is the Institute providing a healthy learning environment in which scholarly and creative achievements are nurtured?
A-3	Is fairness and transparency in all Academic decisions maintained?
A-4	Proper assistance / guidance are given at the time of Admission / Registration.
A-5	Are student's opinions and grievances regarding academic and extra academic matters treated properly?
A-6	Are you well attended by your HOI/HOD/faculty/Mentor in case you have any problem?

IQAC Analysis: - 85.22% of students are satisfied with the governance including proper assistance/guidance provided in the department. 14.78 % of students require improvement in handling grievances and resolving them timely by HOI/HOD. IQAC will work towards closing this gap.

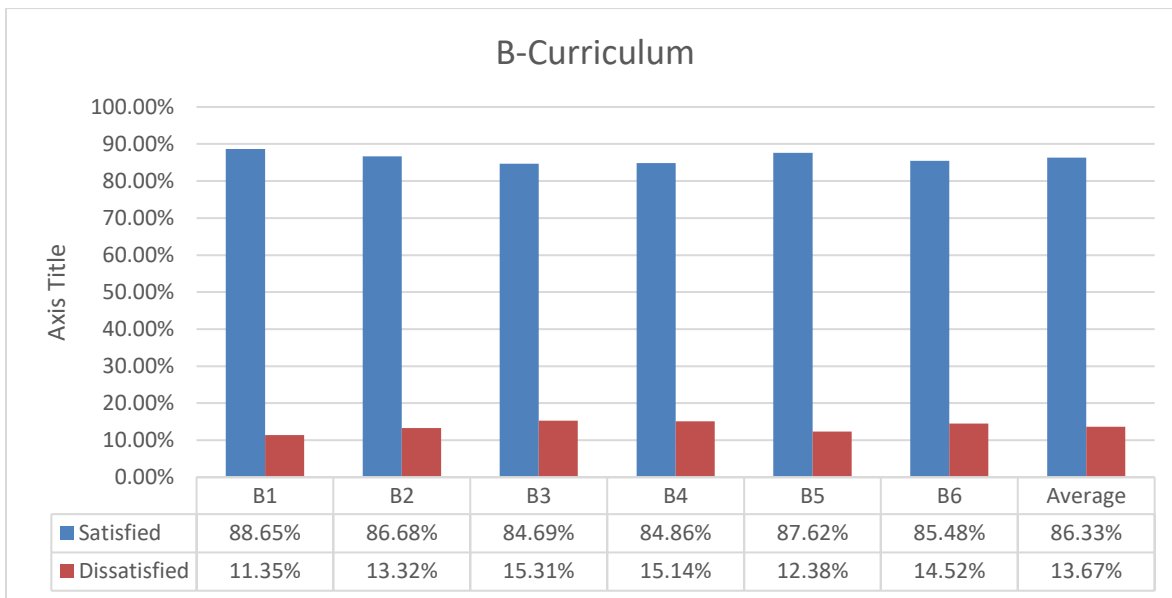
B-Curriculum

Range	B-1	B-2	B-3	B-4	B-5	B-6	Rating
0	0	0	0	0	0	0	
1	8	6	10	10	8	11	
2	5	15	18	13	11	12	
3	44	46	49	53	43	49	
4	155	157	151	155	167	149	
5	290	279	275	271	272	275	
G. Total	502	503	503	502	501	496	
Satisfied	88.65%	86.68%	84.69%	84.86%	87.62%	85.48%	86.33%
Dissatisfied	11.35%	13.32%	15.31%	15.14%	12.38%	14.52%	13.67%





(Accredited with Grade 'A' by NAAC)



B-1	Curriculum is structured, comprehensive, relevant, and arranged properly.
B-2	Curriculum is effective in enhancing teamwork
B-3	Curriculum is effective in developing analytical and problem-solving skills.
B-4	Curriculum is effective in enhancing constructive learning
B-5	Curriculum is effective in developing ICT & communication Skills.
B-6	Curriculum has relevance to real life situations, reflects current trends and practices in the respective disciplines.

IQAC Analysis: -86.33% students found curriculum to be very effective in enhancing teamwork, developing analytical skills, constructive learning. It shows a marked improvement w.r.t last year feedback. IQAC has suggested HOD and HOIs to organize interactive sessions for faculties and students with eminent intellectuals of their domain and industry representatives to further enrich the curriculum without losing its core essence.

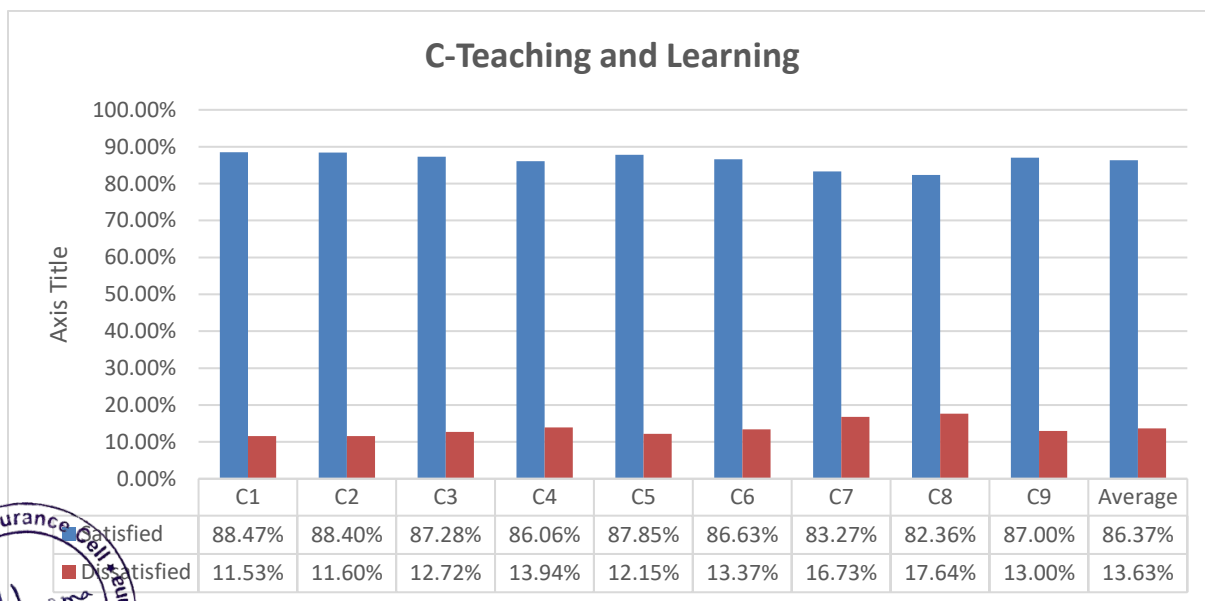





(Accredited with Grade 'A' by NAAC)

C- Teaching- Learning

Range	C-1	C-2	C-3	C-4	C-5	C-6	C-7	C-8	C-9	Rating
0	0	0	0	0	0	0	0	0	0	
1	9	6	8	9	8	9	17	19	15	
2	8	6	14	13	15	14	15	20	15	
3	41	46	42	48	38	44	52	49	35	
4	151	137	135	129	145	141	136	142	138	
5	294	305	304	303	296	293	282	269	297	
G. Total	503	500	503	502	502	501	502	499	500	
Satisfied	88.47%	88.40%	87.28%	86.06%	87.85%	86.63%	83.27%	82.36%	87.00%	86.37%
Dissatisfied	11.53%	11.60%	12.72%	13.94%	12.15%	13.37%	16.73%	17.64%	13.00%	13.63%



	Session Plan is evenly covering the whole syllabus.
C-2	Faculty comes well prepared for the class.
C-3	Faculty provide additional practical examples from real life situations apart from the textbook.
C-4	Faculty gives an updated list of study material for reference i.e. textbooks / journals / magazines etc.
C-5	Teaching-learning approach is interactive and supportive and digital teaching aids are used.





(Accredited with Grade 'A' by NAAC)

C-6	Diverse teaching-learning methods like group discussion, class discussion, case study etc. are adopted to achieve intended learning outcomes.
C-7	Field interaction/ Guest lecturers / Lab session / Industrial visits, if applicable, are sufficient to cover the syllabus.
C-8	Do the faculty motivate you to apply for patents and funded projects?
C-9	Session Plan is evenly covering the whole syllabus.

IQAC Analysis: - 86.37% are satisfied with the Teaching and Learning system of the University as it shows an improvement in comparison to previous years' data. 13.63% of students are of the opinion that more diverse teaching-learning methods should be adopted. IQAC will suggest this to HOIs / HODs.

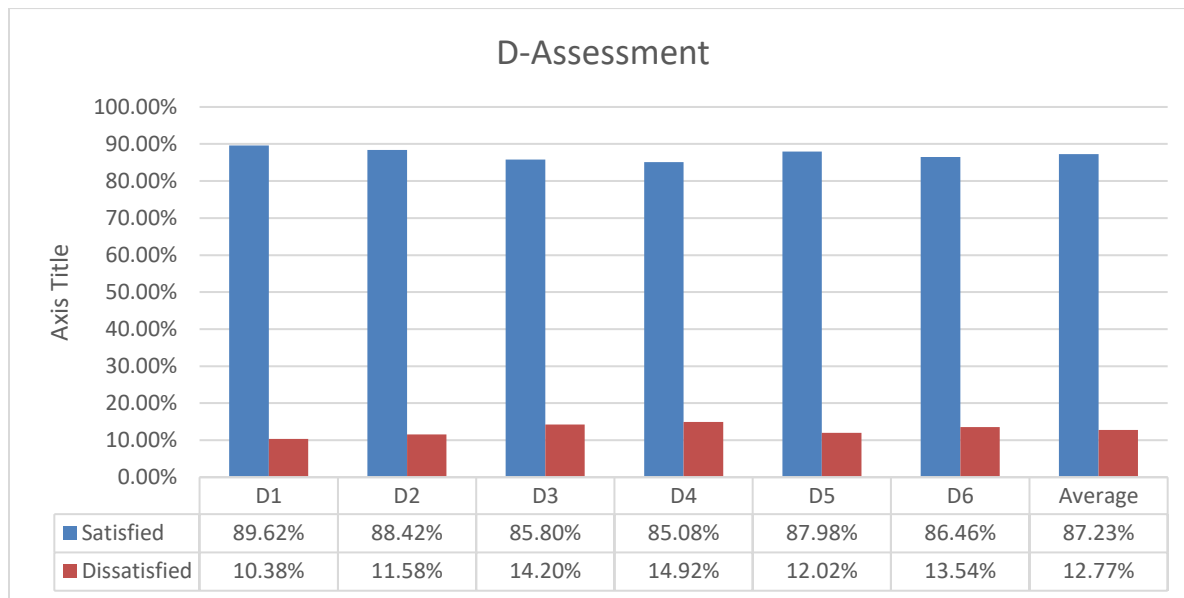
D- Assessment /Continuous Evaluation/Examination

Range	D-1	D-2	D-3	D-4	D-5	D-6	Rating
0	0	0	0	0	0	0	
1	10	8	13	18	12	13	
2	6	10	15	15	8	10	
3	36	40	43	41	40	44	
4	155	150	151	142	126	127	
5	294	293	278	280	313	301	
G. Total	501	501	500	496	499	495	
Satisfied	89.62%	88.42%	85.80%	85.08%	87.98%	86.46%	87.23%
Dissatisfied	10.38%	11.58%	14.20%	14.92%	12.02%	13.54%	12.77%





(Accredited with Grade 'A' by NAAC)



D-1	Frequency, methods, and criteria of assessment, including the grading criteria are clearly communicated to students on the commencement of the term/sem.
D-2	Assignment / Projects given are relevant, useful and help in improving the understanding and application of the subject matter.
D-3	Is fair and timely feedback provided on each assessment before the next one?
D-4	The Internal evaluation system as it exists is effective, without any discrimination and prejudices.
D-5	Examinations are conducted in a Fair, disciplined, and organized manner.
D-6	Are you provided timely intimation and proper guidance in case of Reappear in any examination by the department?

IQAC Analysis: - 87.23% of students are satisfied with the assessment, which shows a marked improvement from last year's data. 12.77 % of students are still of the opinion that improvement is required in the internal evaluation system. IQAC will suggest the matter to the HOIs / HODs for unbiased internal evaluation.

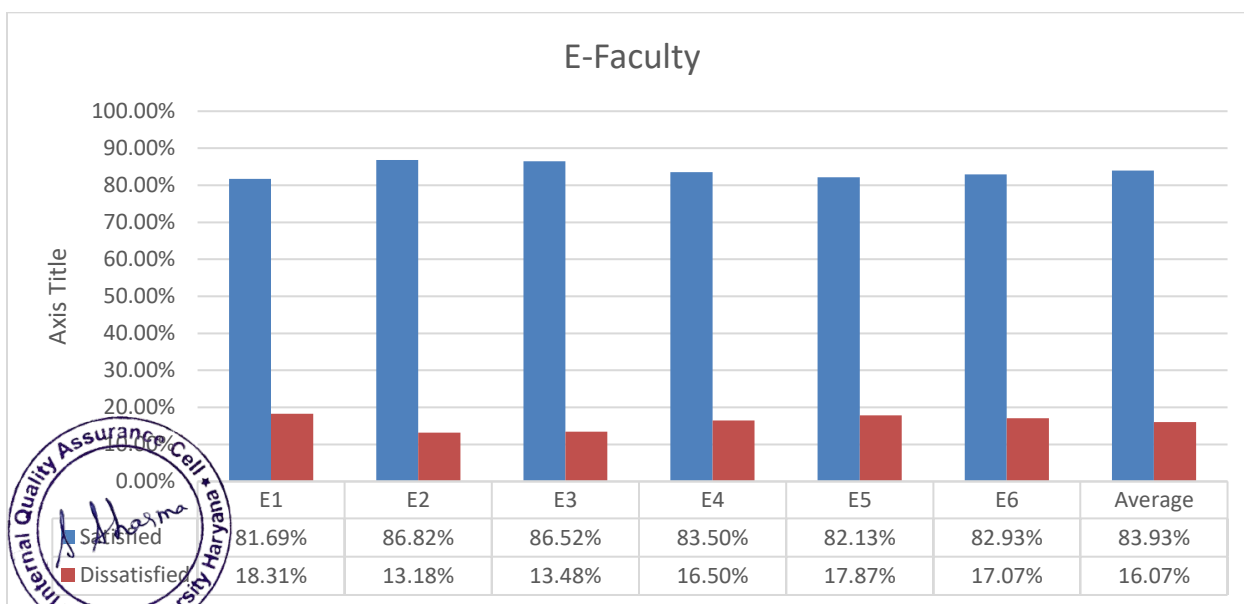




(Accredited with Grade 'A' by NAAC)

E-Faculty

Range	E-1	E-2	E-3	E-4	E-5	E-6	Rating
0	0	0	0	0	0	0	
1	15	10	13	15	26	19	
2	22	10	16	17	14	18	
3	54	45	38	50	49	47	
4	123	132	136	120	122	115	
5	283	296	294	295	287	293	
G. Total	497	493	497	497	498	492	
Satisfied	81.69%	86.82%	86.52%	83.50%	82.13%	82.93%	83.93%
Dissatisfied	18.31%	13.18%	13.48%	16.50%	17.87%	17.07%	16.07%



E-1	Number of faculty is adequate.
E-2	Instructor/Faculty has been regular throughout the course.
E-3	Are faculty fair, transparent, objective and just?
E-4	Do all faculty upload the attendance within 24 hrs. of the class held?
E-5	Would you like to do another course with these faculty or recommend these faculty to other students for doing the course?



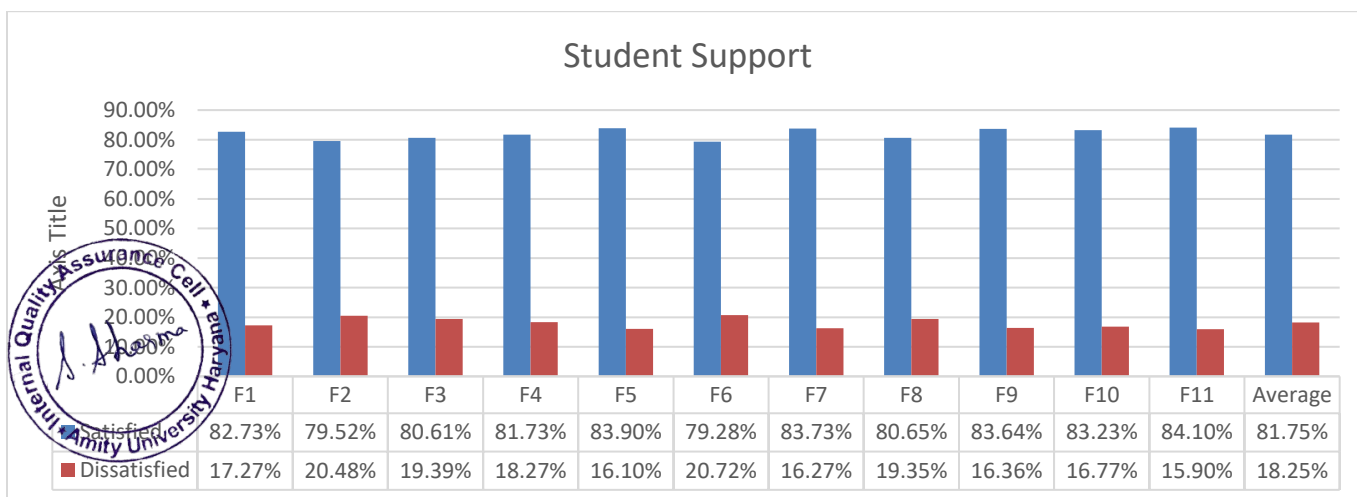
(Accredited with Grade 'A' by NAAC)

E-6 Are faculty members aware and responsive to students learning difficulties?

IQAC Analysis: -83.93% students are satisfied with the faculty at AUH. IQAC will monitor the teaching learning process for further enhancement.

F-Student Support

Range	F-1	F-2	F-3	F-4	F-5	F-6	F-7	F-8	F-9	F-10	F-11	Rating
0	0	0	0	0	0	0	0	0	0	0	0	
1	23	26	24	17	21	28	15	25	17	19	23	
2	11	21	18	17	12	23	15	21	15	20	14	
3	52	55	54	57	47	52	51	50	49	44	42	
4	133	130	134	137	143	129	138	130	127	122	125	
5	279	266	265	270	274	265	279	270	287	290	293	
G. Total	498	498	495	498	497	497	498	496	495	495	497	
Satisfied	82.73%	79.52%	80.61%	81.73%	83.90%	79.28%	83.73%	80.65%	83.64%	83.23%	84.10%	81.75%
Dissatisfied	17.27%	20.48%	19.39%	18.27%	16.10%	20.72%	16.27%	19.35%	16.36%	16.77%	15.90%	18.25%



F-1	Is there an arrangement to provide guidance and counseling for academic improvement?
F-2	Is special care given to weak students and are the teachers able to identify your weaknesses and help you to overcome them?



(Accredited with Grade 'A' by NAAC)

F-3	Is there an arrangement to provide remedial and diagnostic teaching for academic improvement?
F-4	The students are encouraged to involve in co-and extra- curricular activities.
F-5	There are opportunities and students are encouraged to get involved with community services.
F-6	Are you aware of the single window help for any grievance academic & non-academic?
F-7	Do teachers inform you about your expected competencies, course outcomes and program outcomes?
F-8	In case grievance is not resolved timely, does the institute / department take any follow up action with the single window?
F-9	Is mentor mentee program being conducted regularly?
F-10	Have you been counseled by your mentor on any problematic issue faced by you?
F-11	Does your mentor do a necessary follow up with an assigned task to you?

IQAC Analysis: - 81.75% of students are satisfied and 18.25% of students are of the opinion that more remedial and diagnostic arrangement should be provided. IQAC will present this feedback to the Dean office for further improvement.

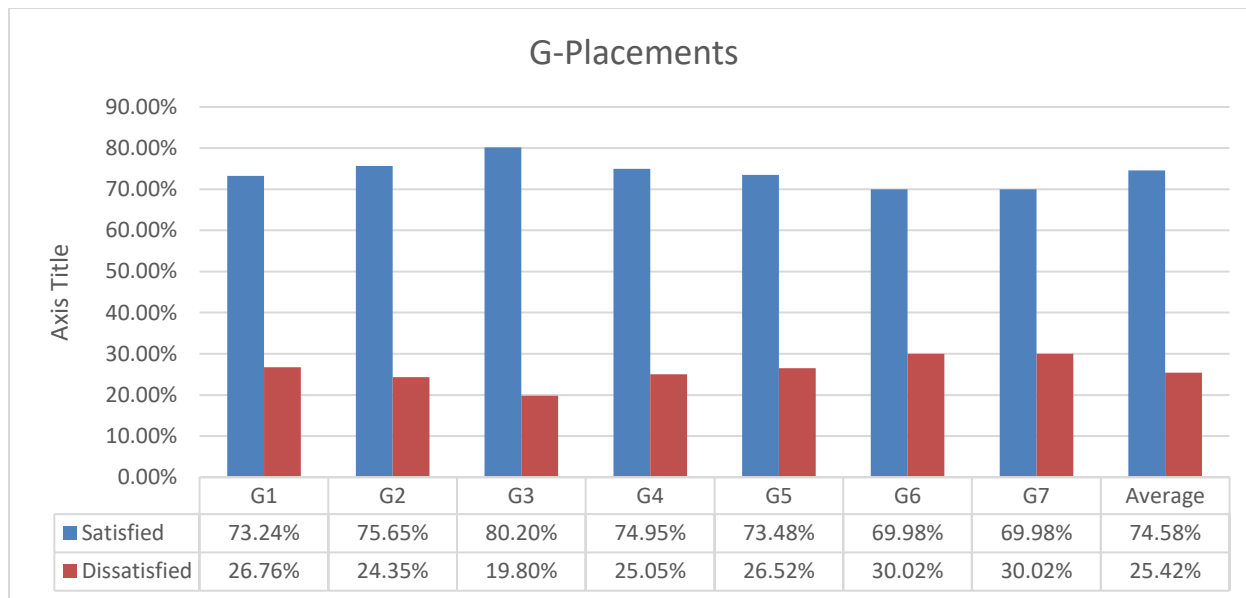
G- Placements

Range	G-1	G-2	G-3	G-4	G-5	G-6	G-7	Rating
0	0	0	0	0	0	0	0	
1	35	28	21	24	30	41	41	
2	15	14	13	19	26	19	19	
3	83	79	64	81	75	88	88	
4	127	142	151	127	123	109	109	
5	237	234	246	244	240	236	236	
G. Total	497	497	495	495	494	493	493	
Satisfied	73.24%	75.65%	80.20%	74.95%	73.48%	69.98%	69.98%	74.58%
Dissatisfied	26.76%	24.35%	19.80%	25.05%	26.52%	30.02%	30.02%	25.42%






(Accredited with Grade 'A' by NAAC)



G-1	Companies visiting the campus are intimated to students timely during summer internship and Placements.
G-2	There is proper intimation about the criteria of short listing.
G-3	Selection process is Fair/ Unbiased.
G-4	Does the institute take active interest in promoting internship, students exchange and field visit opportunities for students?
G-5	Industry feedback is given to students in time.
G-6	Are Mock interviews & GDs conducted before companies visit the campus?
G-7	Do institute / teachers make efforts to include soft skills, life skills and employability skills to make you ready for the world of work?

IQAC Analysis: - 74.58% of students are satisfied with the Placement. To further improve the status IQAC will give suggestions to CRC to conduct more Mock interviews & GDs to make them industry ready.



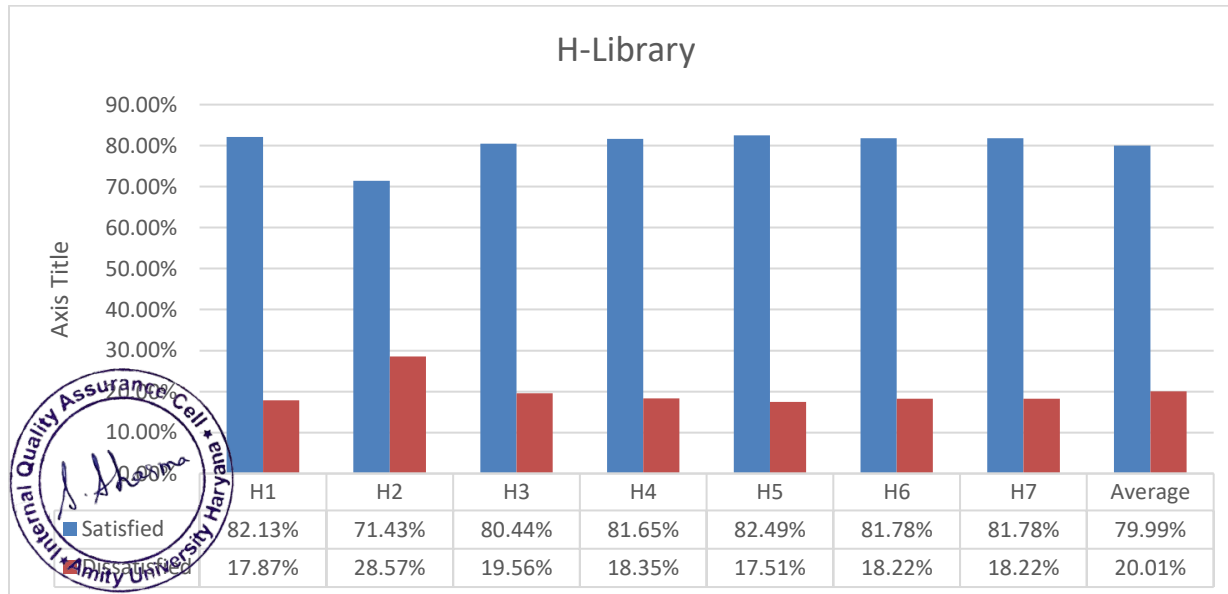


(Accredited with Grade 'A' by NAAC)

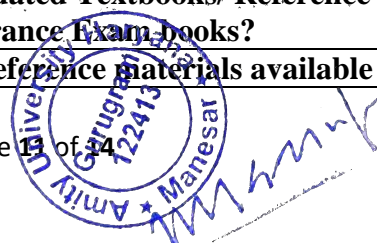
ADMINISTRATIVE CRITERIA

H- Library

Range	H-1	H-2	H-3	H-4	H-5	H-6	H-7	Rating
0	0	0	0	0	0	0	0	
1	21	51	22	21	15	17	17	
2	22	18	20	14	15	10	10	
3	46	73	55	56	57	63	63	
4	118	105	121	140	135	126	126	
5	291	250	278	265	275	278	278	
G. Total	498	497	496	496	497	494	494	
Satisfied	82.13%	71.43%	80.44%	81.65%	82.49%	81.78%	81.78%	79.99%
Dissatisfied	17.87%	28.57%	19.56%	18.35%	17.51%	18.22%	18.22%	20.01%



H-1	Is Internet facility available for downloading or reading study material?
H-2	Is a photocopier available in the library?
H-3	Is there proper availability of updated Textbooks/ Reference books / General Knowledge books/ Common Entrance Exam books?
H-4	Are appropriate ICT-mediated reference materials available in the library?





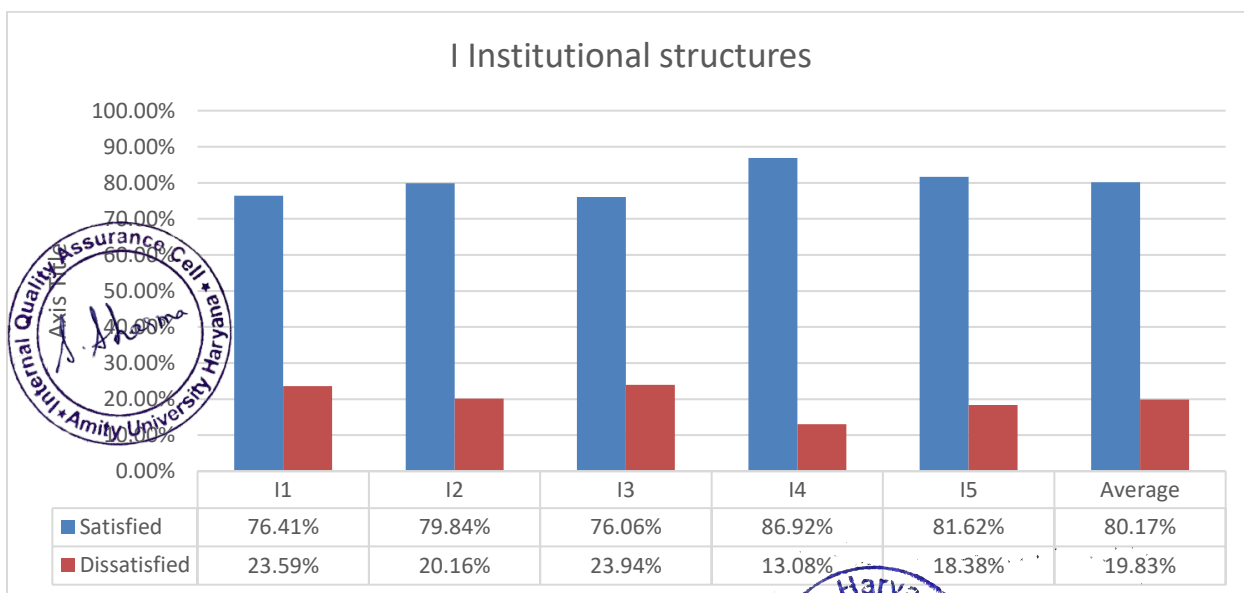
(Accredited with Grade 'A' by NAAC)

H-5	There is proper availability of National / International Journals, duly updated.
H-6	There is easy accessibility to e-resources.
H-7	Library timings are adequate.

IQAC Analysis: - 79.99% students are satisfied with Library services. IQAC will ensure further improvement in library services to bring it to par with the best practices of other libraries.

I- Institutional Structures

Range	I1	I2	I3	I4	I5	Rating
0	0	0	0	0	0	
1	40	24	30	10	21	
2	12	16	16	10	12	
3	65	60	73	45	58	
4	117	133	121	124	123	
5	262	263	257	308	281	
G. Total	496	496	497	497	495	
Satisfied	76.41%	79.84%	76.06%	86.92%	81.62%	80.17%
Dissatisfied	23.59%	20.16%	23.94%	13.08%	18.38%	19.83%





(Accredited with Grade 'A' by NAAC)

I-1	Classrooms are equipped with LCD projectors to facilitate teaching and learning.
I-2	Are the laboratories properly maintained for healthy teaching and learning?
I-3	Do the labs possess all the necessary software / testing materials/ equipment to cover the syllabus?
I-4	The auditoriums and Seminar Halls are well spaced, well equipped, and well maintained.
I-5	Are the computer labs accessible as and when required?

IQAC Analysis: -80.17% students are satisfied with physical facilities at AUH. Students are of the opinion that more LCD projectors, necessary software / testing materials/ equipment should be provided for better learning experience. IQAC will share the feedback with HOI/ HODs for necessary action.

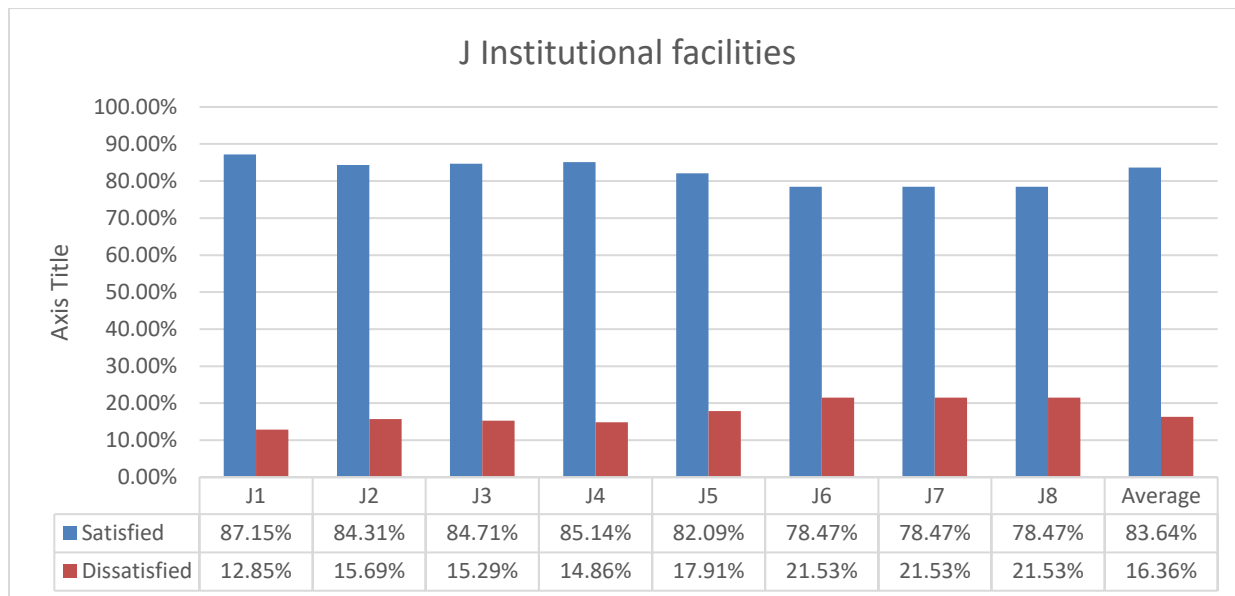
J- Institutional Facilities

Range	J1	J2	J3	J4	J5	J6	J7	J8	Rating
0	0	0	0	0	0	0	0	0	
1	14	12	10	15	19	32	32	32	
2	9	8	11	11	9	19	19	19	
3	41	58	55	48	61	56	56	56	
4	148	153	150	135	137	131	131	131	
5	286	266	271	289	271	259	259	259	
G. Total	498	497	497	498	497	497	497	497	
Satisfied	87.15%	84.31%	84.71%	85.14%	82.09%	78.47%	78.47%	78.47%	83.64%
Dissatisfied	12.85%	15.69%	15.29%	14.86%	17.91%	21.53%	21.53%	21.53%	16.36%





(Accredited with Grade 'A' by NAAC)



J-1	Supporting staffs in the laboratories and fields are adequate, efficient, and supportive.
J-2	Adequate office room facilities along with relevant equipment's and competent manpower are available to support the students' need.
J-3	Inter and Intra Institutional activities / events / games are organized in your institution.
J-4	There is cleanliness and proper maintenance of classrooms / washrooms / common areas.
J-5	Are Indoor and Outdoor Sports facilities adequate?
J-6	Quality of food provided in cafeterias is good and hygienic.
J-7	Are you provided with 24*7 internet facility?
J-8	There is timely redressal of IT related problems.

IQAC Analysis -83.64% students are satisfied. To remove the gap IQAC will present the report to be concerned for providing more sports and recreational facilities. IQAC will periodically audit the mess and cafeterias for improving the services and resolving student's issues on food.



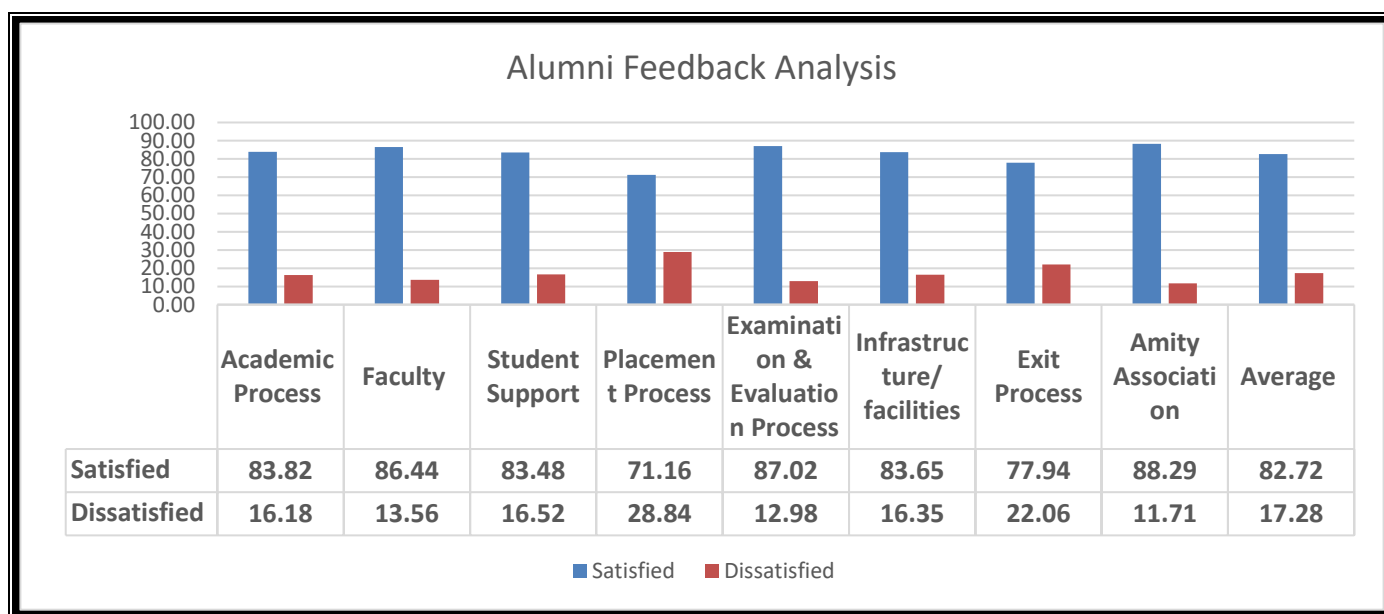


(Accredited with Grade 'A' by NAAC)

Internal Quality Assurance Cell –IQAC

Alumni Feedback Analysis

Session-2022-2023



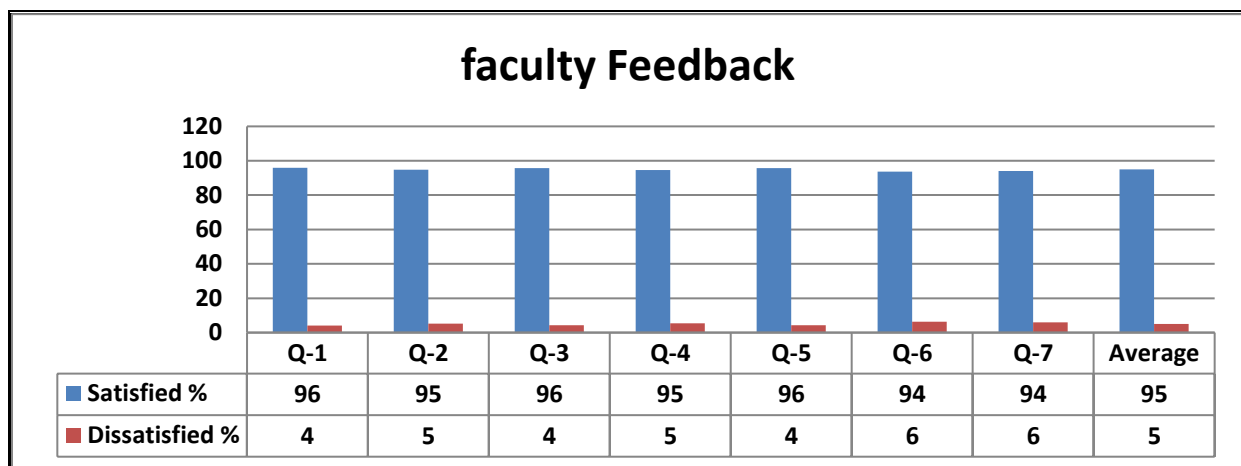
IQAC Analysis: - 82.72 % Alumni are Satisfied. IQAC will give suggestions to CRC to conduct more Mock interviews & GD's to make them industry ready.






(Accredited with Grade 'A' by NAAC)

Internal Quality Assurance Cell Faculty Feedback - Curriculum Design & Development Session -2022-2023



S. No	Key Performance Areas	Average rating (1-5) with 1 as Very Unhappy and 5 as Very Happy
Q1	Board of Studies (BoS) is taking care to ensure the current relevance of the programme being offered.	4.79
Q2	Employability is given weightage in curriculum design and development.	4.74
Q3	I am given enough freedom to contribute my ideas on curriculum design and development.	4.78
Q4	The system followed by the University for the design and development of curriculum is effective.	4.73
Q5	The curriculum has been updated from time to time.	4.79
Q6	Departmental level subject expert committee meeting are held for reviewing the syllabus.	4.69
Q7	Representation from business and industry in UG/ PG Boards of studies is helpful in designing and improving the courses.	4.70

IQAC Analysis: -AUH promotes the inputs from faculty members for introduction /revision of curriculum as per the current industry demands. Faculty as members are actively involved in the Board of Studies, Academic Council and are instrumental in providing feedback on current curriculum to foster any change whenever required. It is evident from the feedback received that 95 % of faculty members are satisfied with the process followed for the revision/ design of the curriculum.





(Accredited with Grade 'A' by NAAC)

**Internal Quality Assurance Cell –IQAC
Employer Feedback Graphical Analysis- 2022-23**

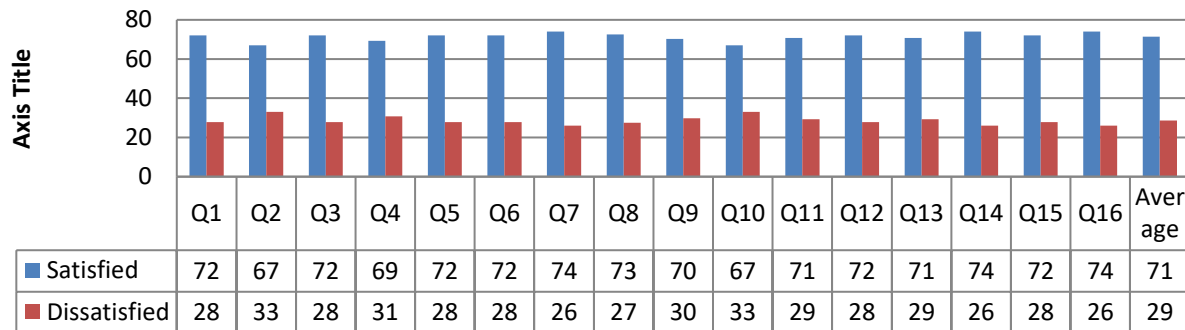
S. No	Key Performance Areas
Q1	General Communication Skills
Q2	Developing Practical Solutions to work-place problems
Q3	Working as Part of Team
Q4	Creative in response to workplace challenges
Q5	Their Planning and Organization skills
Q6	Self-motivated and taking on appropriate level of responsibility
Q7	Open to new ideas and learning new techniques
Q8	Using technology and workplace equipment
Q9	Ability to contribute to the goal of the organization
Q10	Technical knowledge/skill
Q11	Ability to manage /leadership qualities
Q12	Innovativeness, creativity
Q13	Relationship with senior/peers/subordinates
Q14	Involvement in social activities
Q15	Ability to take up extra responsibility
Q16	Obligation to work beyond schedule if required





(Accredited with Grade 'A' by NAAC)

Employer Feedback Analysis-2022-2023



IQAC Analysis: The Employer feedback was obtained by CRC (Placement Cell) from recruiters. The graphical analysis presents that on an average 71 % of the employers are satisfied with the performance of the students as per the requirements of the visiting company.

