



**Directorate of Outcome**  
**Outcome Report (Event/Activity Organized @ AUH)**

**1. General Information**

**Date:** 13<sup>th</sup>-20<sup>th</sup> May'22

**Event Type:** Workshop

**Event Title:** Surface Ornamentation-Innovative techniques of Tie & Dye

**Event Theme:** Innovation

**Venue:** Room 221, 2<sup>nd</sup> Floor, D block, AUH

**Web/Video Link of the Event:** NA

**Organized by:** AMITY INSTITUTE OF DESIGN (Fashion design)

**In collaboration with:** NA

**Event Level:** Institutional

**Student Participation\*: No. of Students from AUH (Course wise):** - Total-74 (B.des FD, BID & BFA)

**Faculty Participation\*: No. of Faculty Members from AUH (Deptt. wise):** - NIL

**Participation from outside AUH\*: No. of Students & Faculty Members-**

*(Enclose attendance sheets in given format)*

**Event Coordinator(s) with designation:** Dr. Suniti Sood (HOD, Assoc. professor)

Ms. Aditi Sharma (Teaching Associate)

**Details of Expert/Speaker/Resource Person/Judge:**

SN	Country Name	Expert Name	Organization Name	Designation	Specialization	Contact No.	E-mail Id	CV of Expert (Yes/No)	Major Areas where Amity can Collaborate with expert	Recommended by
1	India	Ms. Raka Sharma	Taman na	Textile Designer	Textiles					

**Criteria of Inviting Resource Person/Judge/Speaker/Judge (Write a paragraph):**

Ms Raka Sharma has a specialization in traditional art and textiles. She has worked as a Textile designer with Satya Paul and Roop Sarees.

**Were the guest known in advance and if yes, from what previous interaction (Write a paragraph)?**

The guest Ms. Raka Sharma has been a resource person for Faculty Development Programmes and workshops for students at Amity University Haryana.

**2. Outcome of the Event with Time Lines (Proposed/Achieved)**

Envisaged Outcome	Tangible/Intangible	Achieved/Proposed	Target date & responsibilities (if proposed)	Details of outcome
<b>1. Outcome related to Academia Connect</b>				
a) Collaborations for Research Papers / Conference Papers/ Book Chapter etc.				
b) Collaborations & MOU for Research Guidance [PhD, PG & UG (summer training, Dissertation)] & Projects/Use of Instruments etc.				
c) Collaboration for Funded Projects				
<b>2. Outcome related to Industry Connect</b>				
a) Placement				
b) Collaborations for Research Papers				
c) Collaborations & MOU for Research Guidance [PhD, PG & UG (summer training, Dissertation)] & Projects/Use of Instruments				
d) Collaboration for Funded Projects				
<b>3. Outcome related to Society Outreach</b>				

a) Benefit to society in terms of Health & Hygiene				
b) Benefit to society in terms of Education				
<b>4. Outcome related to Students Learning &amp; Grooming</b>				
				<p><i>After the workshop, students will be able to: -</i></p> <ul style="list-style-type: none"> <li>• Learn different techniques of tying fabric.</li> <li>• Students acquired much knowledge about whole process of dying fabric also water, dye &amp; salt quantity to be used.</li> <li>• Students understands type pattern comes after dying the fabric.</li> </ul>
<b>5. Any other</b>				
<ul style="list-style-type: none"> <li>• Workshop enhances student's innovative &amp; creative ability.</li> <li>• Students will have some beautiful, wearable pieces of art for themselves.</li> </ul>				

### 3. Event Report along with glimpses of the event (Photographs)

#### 3.1 General Introduction of the Event

Workshop on "Tie & dye" was conducted for the students at Amity University Haryana opened to all the courses. It was started with an introduction and demo of 10 ways of tying the fabric. On understanding the material and the various ways of tying and following up with the process of dying fabrics, students set to make a product for them.

#### 3.2 Inspiration & Objectives of the Event

- To introduce the traditional Indian craft of tie and dye to the students.
- To make students understands different techniques used in tying the fabric and how colour resist in a fabric to produce designs.
- To spread awareness about different precautions taken while dying the fabric.

#### 3.3 Brief about the address/talk of speakers: - NA

#### 3.4 'Take Homes' for the Guest and Attendees: -

Students were able to create beautiful effects on a cotton cloth and make vibrant patterns using the tie and dye technique. They will thoroughly enjoy the workshop and will be able to express their creativity through the myriad hues of colour. Ms. Raka Sharma thoroughly enjoyed the workshop and the environment of Amity university as the students were very interactive and cooperative. The workshop was helpful to the students in many ways where they can use it in their research and create surface ornamented fashionable products.

#### 3.5 Future plan for utilizing the contacts developed with the Invited Guests: - Will be called most often.

#### 3.6 Budget of the Event (Budget Sanctioned, Total Expenditure & Revenue Generated): - Rs.50/- per head.

#### 3.7 Details of Awards if Any:

Awardee Details	Award / Position / Recognition Secured	Title of Innovation/ Start-up Secured the Award / Recognition	Award/Recognition/ Achievement Received for
Certificate		Certificate of participation	

#### 3.8 Photographs with caption (also share high resolution JPEG files of photographs)

**INSTITUTION'S INNOVATION COUNCIL**

**AMITY UNIVERSITY GURUGRAM**

**WORKSHOP ON SURFACE ORNAMENTATION**

**INNOVATIVE TECHNIQUES OF TIE & DYE**



**Organized By:-**  
Amity Institute of Design (Fashion Design)  
AMITY UNIVERSITY HARYANA

**DATE:** 13<sup>th</sup>, 20<sup>th</sup> May 2022  
**TIME:** 2-4PM  
**VENUE:** Room 221, 2nd Floor, D block, AUH


Registration Fee Rs. 50/-  
E-Certificates will be provided to all the participants.

**CHIEF COORDINATOR**  
Dr. Sanjiv Sood  
HOD & Assoc. Prof.

**COORDINATOR**  
Ms. Raka Sharma  
Textile Designer

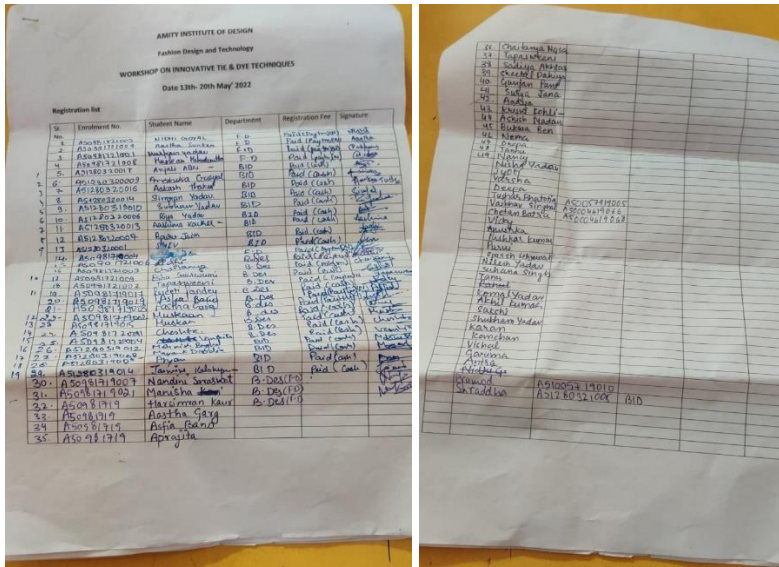
**STUDENTS COORDINATOR**  
Nandini  
Manisha

CONTACT PERSON: Nandini Saraswat | 8810611012  
Manisha | 8368560450

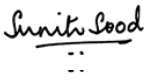



3.9 Scanned copy of attendance sheets





### 3.10 Few Scanned feedback forms of participants

<b>Attendance Sheet of Faculty Members (AUH)</b>				
Event Title: Surface Ornamentation				
Date: 13 <sup>th</sup> -20 <sup>th</sup> May '22				
S.No.	Participant Faculty Name	School	Designation	Signature
1	NIL			
Dr. Suniti Sood		Ms. Aditi Sharma		
				
<b>Name &amp; Signature of the Event Coordinator</b>				

<b>Attendance Sheet of Students (AUH)</b>				
Event Title: Surface Ornamentation				
Date: 13 <sup>th</sup> -20 <sup>th</sup> May '22				
S.No.	Participant Name	School	Programme & Semester	Signature
1	NIDHI GOYAL			
2	ASTHA SONKER			
3	MUSKAN YADAV			
4	MUSKAN			
5	MEHENDIRATTA			
6	ANJALI			
7	ANAMIKA GOYAL			
8	AAKASH THAKUR			
9	SIMRAN YADAV			
10	SHUBHAM YADAV			

11	RIYA YADAV			
12	AASHIMA			
13	APURV JAIN			
14	SHIV			
15	APRAJITA			
16	RIDHI			
17	ESHA GOSWAMI			
18	TAPASWEENI			
19	PREETI PANDEY			
20	ASFIA BANO			
21	AASTHA GARG			
22	MUSKAN			
23	MUSKAN			
24	CHESTHA			
25	VANSHIKA			
26	MOHNISH BAGHAL			
27	MAYANK DISODIA			
28	ARYAN			
29	JASMINE KALSYAN			
30	NADINI SARASWAT			
31	MANISHA			
32	HARSIMRAN KAUR			
33	CHAITANYA NASA			
34	SADIYA AKHTAR			
35	SHEETAL DAHIYA			
36	GUNJAN PANT			
37	SURYA JANA			
38	AADYA			
39	KRISHI KHOLI			
40	ASHISH MADAN			
41	NEMA			
42	DEEPA			
43	TANNU			
44	NANCY			
45	NISHA YADAV			
46	JYOTI			
47	VARSHA			
48	DEEPA			
49	TUSHAR BHATOTIA			
50	CHETAN BATRA			
51	VAIBHAV SINGHAL			
52	VICKY			
53	ANUSHKA			
54	PUSHKAR KUMAR			
55	PURVI			
56	SPARSH SEHRAWAT			
57	NILESH YADAV			
58	SUHANA SINGH			
59	TANU			

60	KOMAL YADAV			
61	AKHIL KUMAR			
62	SAKSHI			
63	SHUBHAM YADAV			
64	KARAN			
65	KACHAN			
66	VISHAL			
67	GARIMA			
68	ANTRA			
69	PRAMOD			
70	SHARDHA			
71	AADYA			
72	SHEETAL			
73	SURYA			
74	GUNJAN			

Dr. Suniti Sood

Ms. Aditi Sharma

*Suniti Sood*  
..

*Aditi*

**Name & Signature of the Event Coordinator**

**Signature of HOI**

*Suniti Sood*  
..

Dr. Suniti Sood

**Stamp of the Department**