



3.1 Student centric methods, such as experiential learning, participative learning and problem solving methodologies are used for enhancing learning experiences

S.NO.	INSTITUTE/SCHOOL	NAME OF ACTIVITY UNDER EXPERIENTIAL LEARNING (INDUSTRIAL VISIT, INTERNSHIP, DISSERTATION, FIELD WORK AND MILITARY TRAINING)	NAME OF ACTIVITY UNDER PARTICIPATIVE LEARNING / PROBLEM SOLVING METHODOLOGIES (HANDS-ON-WORKSHOP, CONFERENCES, SEMINAR AND INCLUSIVE LEARNING)	DATE OF ACTIVITY
1.	Amity School of Fashion Design and Technology		Workshop on 'Professional Higher Education in Career Counselling	14/04/2018
2.	Amity School of Fashion Design and Technology	Workshop on Fashion Photography		17/09/2018
3.	Amity School of Fashion Design and Technology		Workshop on Fashion Illustration	13/03/2019
4.	Amity School of Fashion Design and Technology		Expert Lecture on Introduction to Apparel and Garment Industry	07/11/2019
5.	Amity School of Fashion Design and Technology		Workshop on Paint you Skills	24/01/2020
6.	Amity School of Fashion Design and Technology		Workshop on Tibetan Art, Surpur Art and Patachitra Art	20/10/2020 to 22/10/2020





AMITY UNIVERSITY

MADHYA PRADESH

Established vide Government of Madhya Pradesh Act No. 27 of 2010

7.	Amity School of Fashion Design and Technology	Colart- Visual Merchandising Competition		28/09/2021
8.	Amity School of Fashion Design and Technology		Workshop on Fabric Rendering Techniques	29/12/2021
9.	Amity School of Fashion Design and Technology		Workshop on Digital Textile Print and Development Using Morris Technique	11/ 04/ 2022





AMITY UNIVERSITY

MADHYA PRADESH

Established vide Government of Madhya Pradesh Act No. 27 of 2010

AMITY SCHOOL OF FASHION DESIGN AND TECHNOLOGY

AMITY UNIVERSITY MADHYA PRADESH

WORKSHOP REPORT ON

***“PROFESSIONAL HIGHER EDUCATION IN CARRER
COUNSELLING”***

Amity School of Fashion Design and Technology organized a workshop on *“Professional Higher Education in career Counselling”* 14 April 2018 which was conducted by Ms. Dhramishtha Kachhwaha from 3:15 p.m to 5:15 p.m. in Fashion Studio (Block B) . Students of final year and penalty made batch has attended the workshop where students acquire the knowledge and skills necessary to make lifelong career decisions. This workshop guided students in thinking about their interests, values, competencies, and personal characteristics. Through conversation and exercises, students often discover previously unidentified interests.





Workshop on Fashion Photography

A fashion photography is a style of photography given for displaying of clothes and the fashion accessories.”

Amity school of fashion design and technology conducted one day workshop on 17th September 2018 in fashion studio from 01:30 pm. to 04:00 pm. The resource person for the workshop was Mr. Girish Tarre, Freelance Photographer. This workshop was planned with an aim to enhance skills towards Fashion Photography/Photoshoot for Souvenir and presentation. The workshop focused on the points to be kept in mind during photography such as light management and background selection.

Mr. Tarre explained the detailed presentation on the role of light for photography & usage of DSLR camera. The selection of pixel size, image size, light management, background selection poses, focus point for shooting with the help of mobile camera and professional camera. He explained students to take care of following things before taking a photograph;

- o To be attentive
- o To be sensitive towards the surroundings/backgrounds/lights
- o To enhance the visualization skills as learn to explore new things

Hands on experience was also given to all participants for a photo session (indoor & outdoor) through the demonstration he explained the importance of light in photoshoot.

All the participants actively participated in the workshop. Participants also learnt about the proper uses of props model pose of model and importance of dress.



Lecture on Photography components



AMITY UNIVERSITY

MADHYA PRADESH

Established vide Government of Madhya Pradesh Act No. 27 of 2010



Demonstration by the invited guest Mr. Girish Tarre





Workshop on Fashion Illustration

Amity School Of fashion Design and Technology , Gwalior conducted an intensive workshop on fashion illustration which was held 13th march 2019 in the Fashion Studio by Mrs. Parul Bansal (Freelance Illustrator) where students learnt the art of fashion illustration. Students learnt to sketch and ink up illustrations which were then rendered in pencil and watercolour to communicate their fashion designs. All students created fantastic fashion illustrations whilst learning the foundations of the process.



Demonstration on illustration techniques





AMITY UNIVERSITY MADHYA PRADESH

07 November 2019 (Monday)

Expert Lecture on "Introduction to Apparel and Garment Industry"

Amity School of Fashion Design & Technology (ASFDT), AUMP organized expert lecture on "Introduction to Garment and Apparel industry" on 07th November 2019. 'Introduction to Apparel Industry' was organised to acquaint students with the workflow of Apparel industry, to make them understand how exactly a manufacturing Industry works and what are the career prospects of fashion design students in garment industry.

The Expert Lecture was conducted by Mrs. Nimisha Bhatnagar, General Manager, HR, Crossroad Clothing Pvt. Ltd in Amity School of Fashion Design & Technology. In this lecture students had interacted with the expert and equally participated in questioning their doubts and in clarifying them.

Expert Lecture on 'Introduction to Garment Industry'





24th January 2020 (Friday)

Workshop on “Paint our Skills”

Amity School of Fashion Design and Technology, Amity University Madhya Pradesh, Gwalior has conducted a workshop on ‘Paint your Skills’ which aims the students to learn the traditional art and craft of Madhubani Painting of Mithila (now Bihar) by an invited artist Ms. Urvashi Rathore, owner of ‘Meelysian’ Art gallery, New Delhi.

Workshop started with introduction of the Madhubani painting and even a comparison of traditional and modern Madhubani painting has been illustrated by the concern artist to the students.

A creative session was provided to students where they have been given all the art materials for drawing and exploring the various designs of Madhubani painting. Each students painting were different and unique as the students have experimented well with colours & motif which was the particular aim this workshop.

Ms Urvasi Rathore explaining the students about Madhubani Art





Ms Urvasi helping the students in creating the art



Students preparing the motif for Madhubani Art in workshop





AMITY SCHOOL OF FASHION DESIGN AND TECHNOLOGY

3 Days Workshop on

INDIAN FOLK ARTS-“TREASURE OF INDIAN CULTURE”

The poster features the Amity University logo and title at the top. Below, it lists the workshop details: Day 1 (20 Oct, 1:00-3:00 PM, Tibetan Art), Day 2 (21 Oct, 3:00-5:00 PM, Surpur Art), and Day 3 (22 Oct, 1:00-3:00 PM, Patachitra). A speaker photo and name (Ms. Preeti Vijaywargiya) are included. Contact information for Ms. Twinkle Rastogi, Ms. Rupali Kakaria, and Ms. Shweta Singh is provided at the bottom.

DAY 1

20th October 2020 (Tuesday)

01:00 PM - 03:00 PM

THEME: TIBETIAN ART

Workshop Objective:

Amity School of Fashion Design & Technology (ASFDT), AUMP, organized a 3 days’ workshop on “**Indian Folk Arts**” from 20th October 2020 - 22nd October 2020. The workshop was aimed at spreading awareness about different Indian Folk Arts which are the backbone of the Indian Textile Industry. These beautiful arts are facing extreme challenges in keeping up with bulk manufacturing techniques which are less labour intensive and less time consuming. Therefore the objective of the workshop was to make the students aware of wonderful art forms which are disappearing due to modern digital techniques, so that they get the required exposure.

DAY 1:

Day 1 of the workshop started with the welcoming of our Hon’ble guest, Ms. Preeti Vijaywargiya, HOD, Department of Fine Arts, D.P.S., Gwalior, Ms. Anshu Singh Chaudhary, HOD, ASFDT, AUMP, faculty members and students from various departments of AUMP. The stress was laid on the objective of the workshop and how students can recreate these beautiful art forms.

The workshop was further conducted by Ms. Preeti Vijaywargiya. She explained how exploring any folk art is incomplete without arriving at some understanding of how we view the ‘folk arts’ in general. This might involve understanding the context of a particular art form; the way that art form is used by a specific community, the motifs used in that art form and their symbolism, the colors used, their styles and much more.

She explained and demonstrated different motifs used in Tibetan art, for example dragon motif, and also demonstrated the color rendering on the motifs. Simultaneously, she shared beautiful product designs made by her. She also taught different Tibetan Knots and how to render them both in 2-D and 3-D form. She motivated students to do explorations with different motifs used in Tibetan art form.

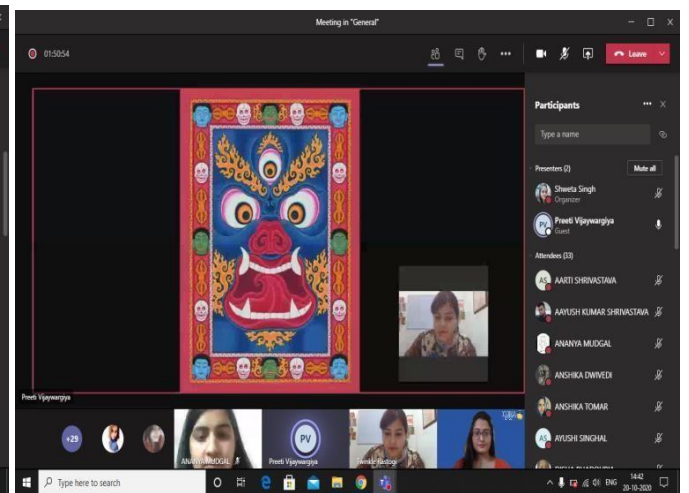
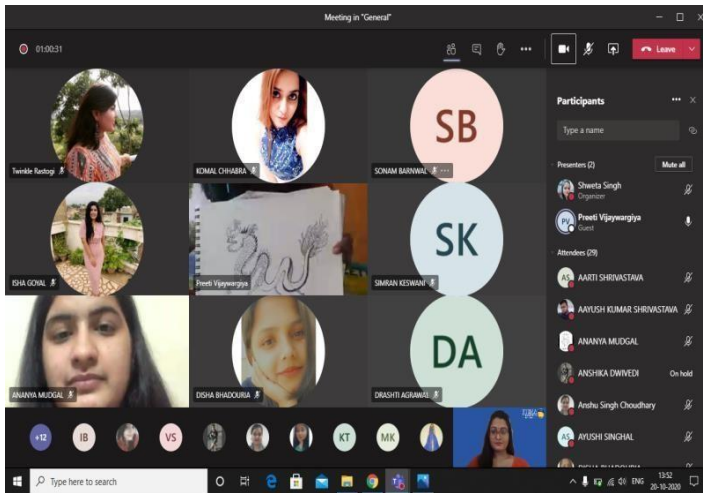
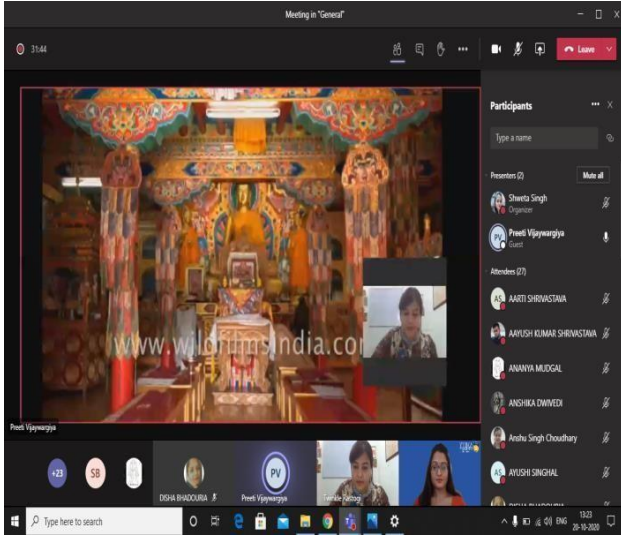
A count of 35 participants from ASFDT and other departments of Amity University, Madhya Pradesh participated and the workshop ended on a good note and with vote of thanks.



AMITY UNIVERSITY

MADHYA PRADESH

Established vide Government of Madhya Pradesh Act No. 27 of 2010

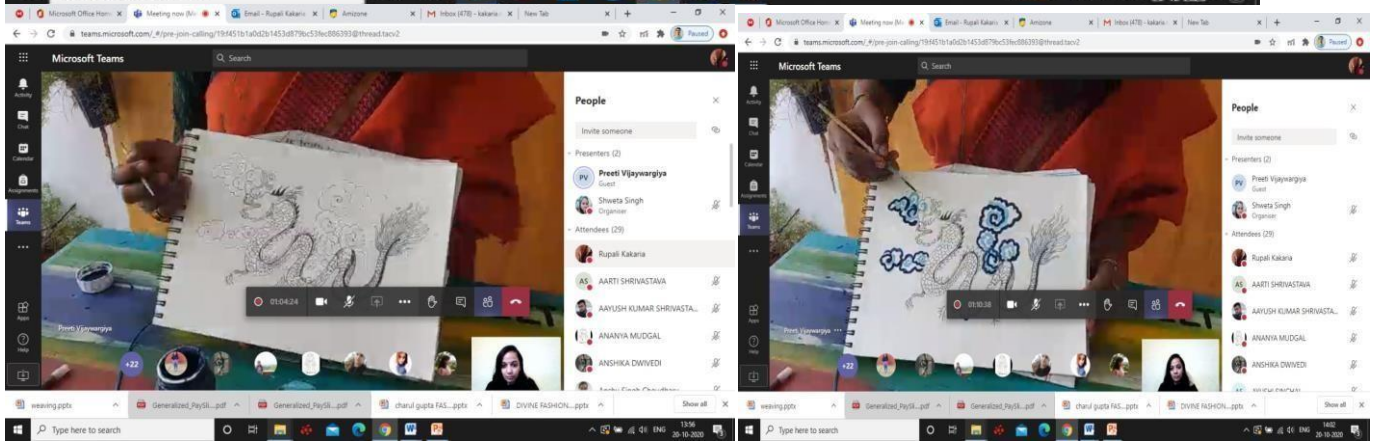
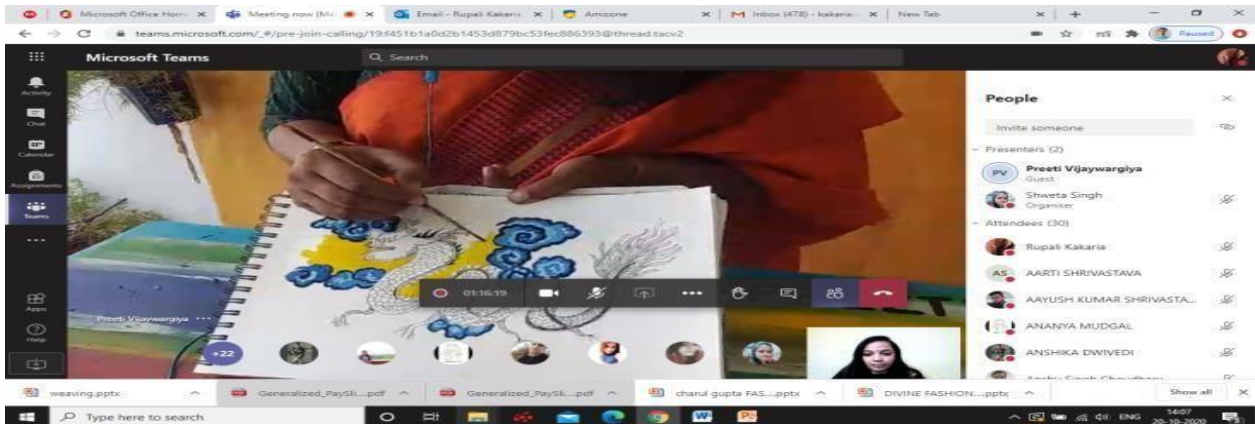


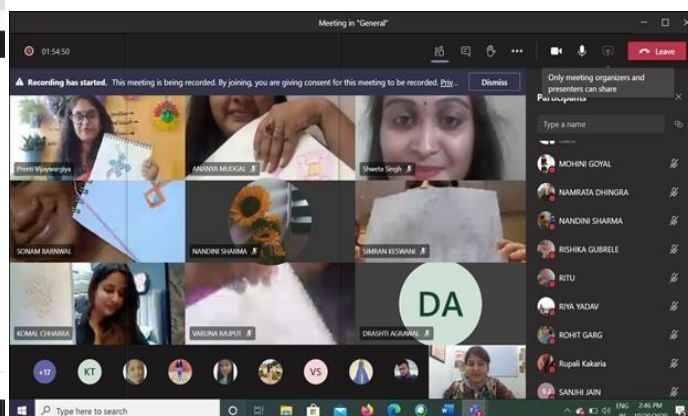
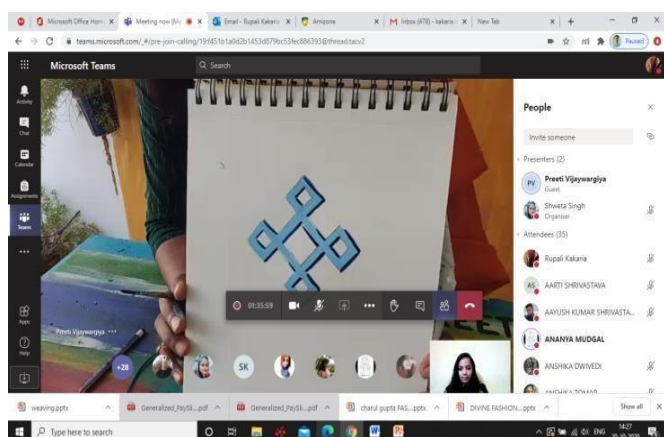
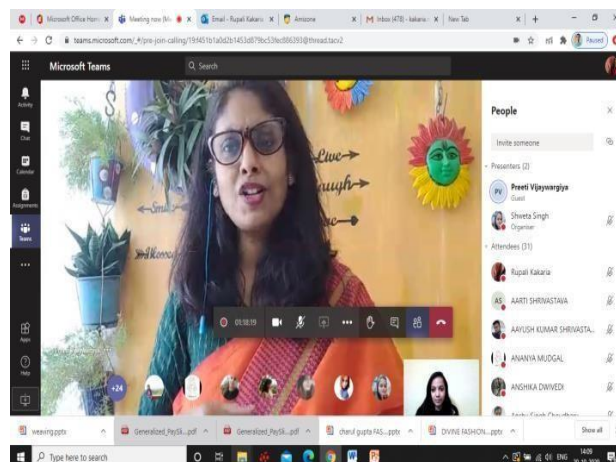
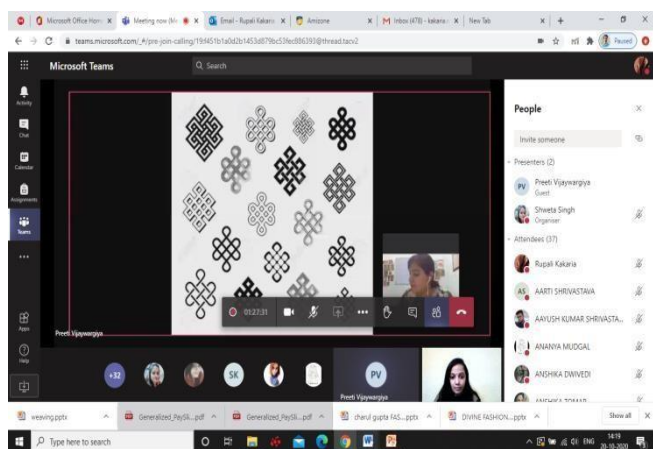


AMITY UNIVERSITY

MADHYA PRADESH

Established vide Government of Madhya Pradesh Act No. 27 of 2010





DAY 2

21st October 2020 (Wednesday)

03:00pm – 05:00 pm

THEME: SURPUR ART

After delivering the welcome address, the Day 2 of the workshop started with the unveiling of various beautiful and astonishing Tibetan designs made by our students of various departments of AUMP by learning and implementing from Day 1 of the workshop.

The work done by students was appreciated by our Hon'ble guest, Ms. Preeti Vijaywargiya and by other faculty members. The workshop was further directed by Ms. Preeti Vijaywargiya. Before demonstrating the Surpur art form, she shared a video and described the origin, development and patterns used in Surpur art.

She explained so many wonderful techniques and strategies of implementing this traditional art form. Our rich heritage and culture is well embedded in our crafts and folk. Indian folk art is full of variation and multiplicity in terms of themes, forms and styles. Since we are celebrating Navratri festival this week, Ms. Preeti beautifully described 'Goddess Durga' motif using Surpur style.

She desired that understanding the art forms is diversified and deepened with the explorations. The materials to be used, their different styles and colors to be used were briefly explained.



AMITY UNIVERSITY

MADHYA PRADESH

Established vide Government of Madhya Pradesh Act No. 27 of 2010

A count of 54 participants from ASFDT and other departments of Amity University, Madhya Pradesh participated and the workshop ended on a good note and with vote of thanks.



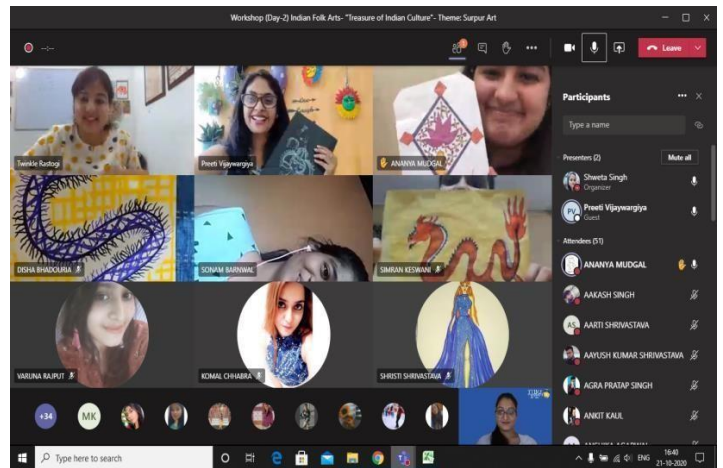
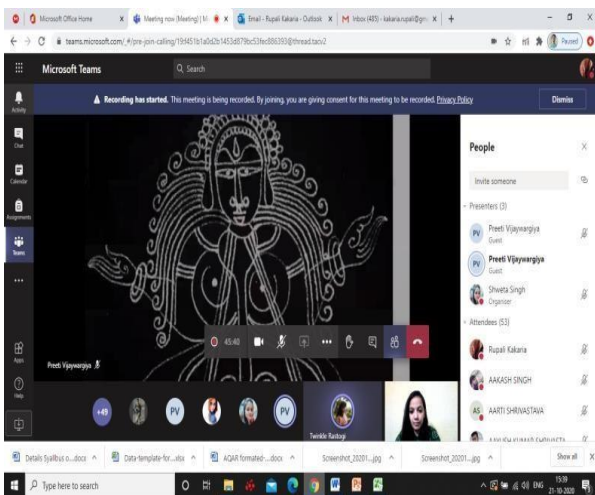
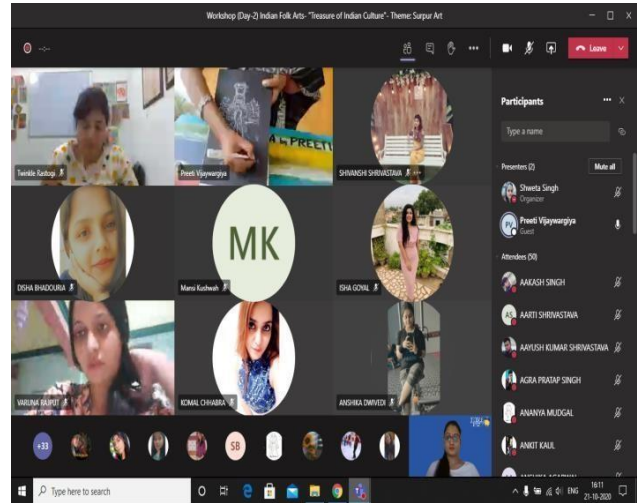
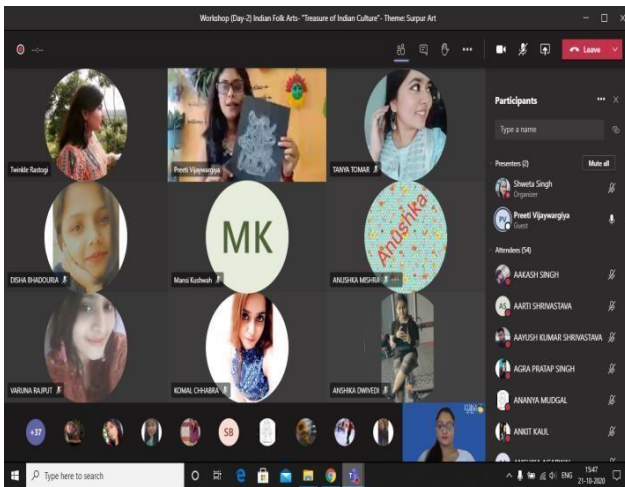
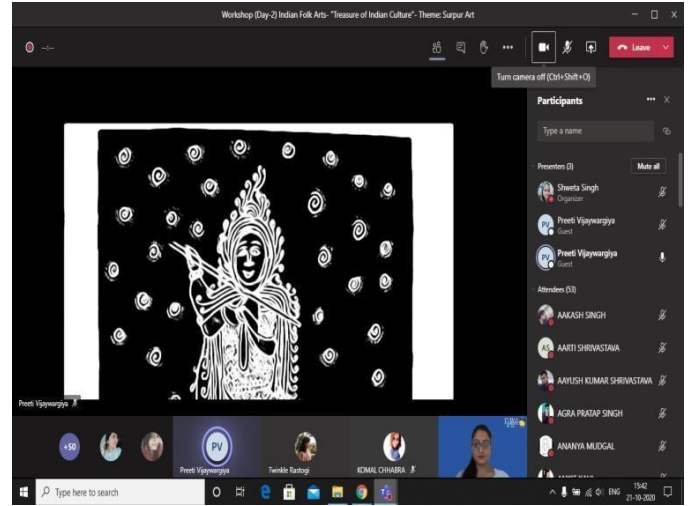


AMITY UNIVERSITY

MADHYA PRADESH


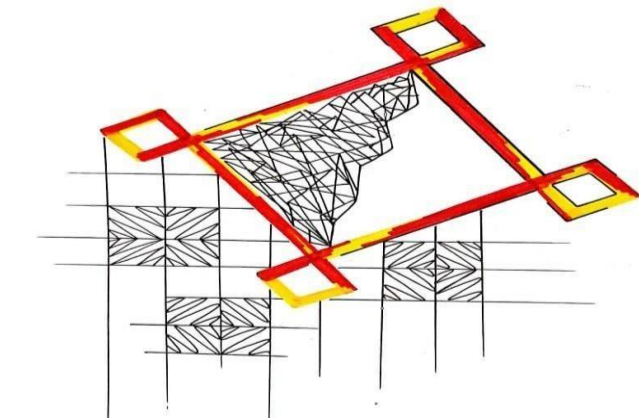
Established vide Government of Madhya Pradesh Act No. 27 of 2010

Ms. Preeti Vijaywargiya Giving Demonstration on “Surpur Art” Workshop





Students Exploring Their Designs





DAY 3

22nd October 2020 (Thursday)

01:00 pm – 03:00 pm

THEME: PATACHITRA ART

Different craftsmen continue to inspire the youth, and same was taught by Ms. Preeti Vijaywargiya. After delivering the keynote address, the Day 3 of the workshop started with the beautiful video shared by Ms. Preeti, demonstrating the history and significance of Patachitra Art.

While explaining different techniques of border designing in Patachitra art form, Ms. Preeti taught 'Looking' should ideally involve close observation of and attention to emerging patterns, details of the art form, intricate patterns and their significance.

She also demonstrated different motifs and shapes used in Patachitra in a very easy and quick way. Along with these patterns, she beautifully designed two products using Patachitra art form.

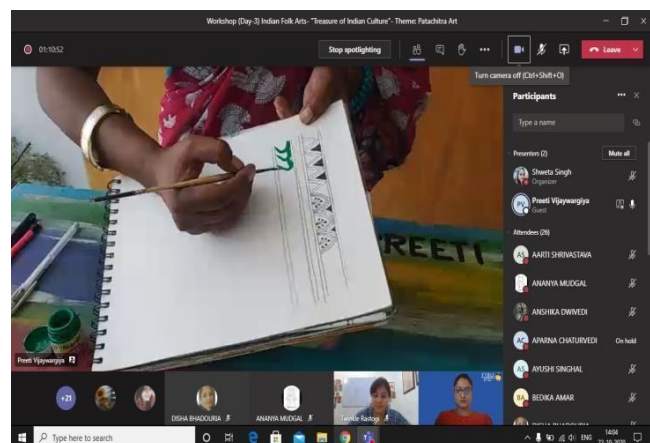
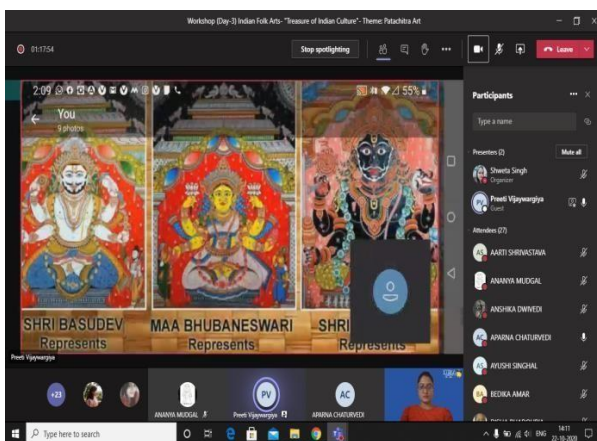
She directed to identify the features that are essential for that particular art form, for instance, elements that make up that art form, like Patachitra painting is incomplete without its intricate borders

Therefore, her idea of exploration of various folk arts was that individuals should connect to the uniqueness of their own communities as well as others.

At the end of the workshop, students displayed their explorations which they learnt from three days of workshop and were cherished and admired by Ms. Preeti Vijaywargiya and other faculty members.

A count of 32 participants from ASFDT and other departments of Amity University, Madhya Pradesh participated and the workshop ended on a good note and with vote of thanks.

Ms. Preeti Vijaywargiya Giving Demonstration on “Patachitra Art” Workshop

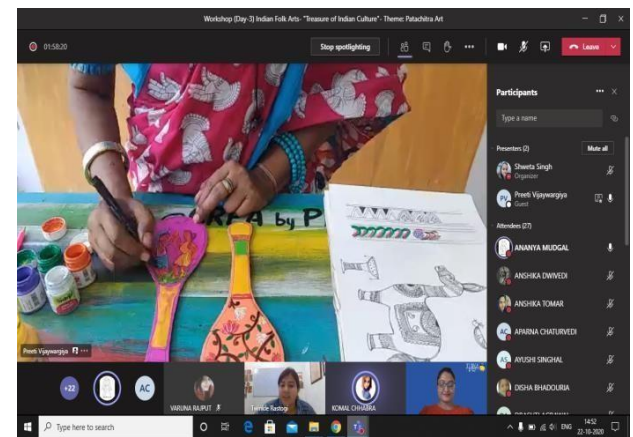
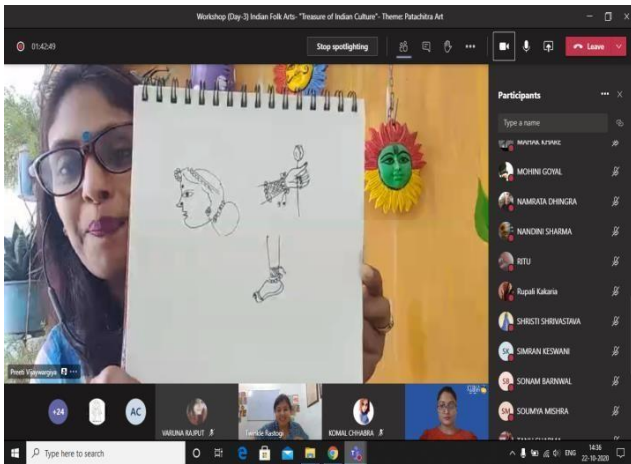
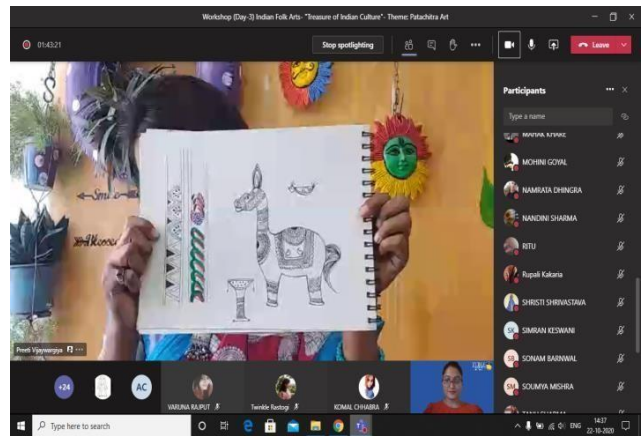
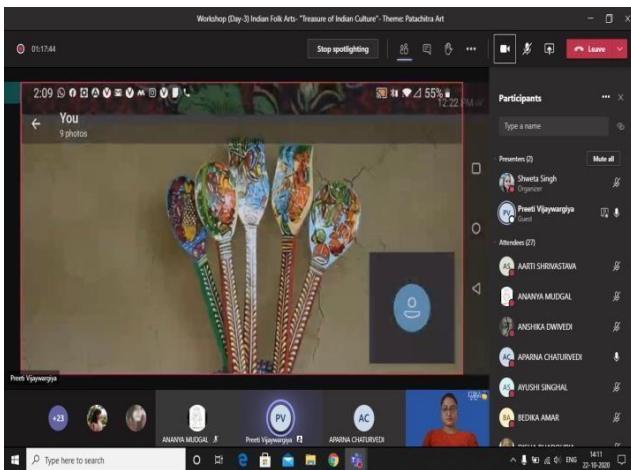
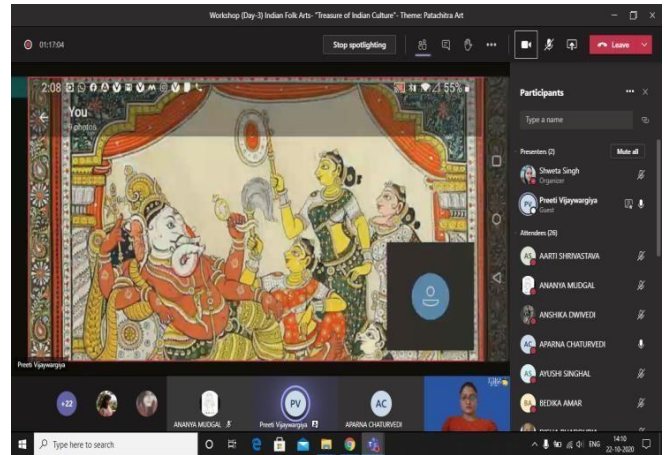
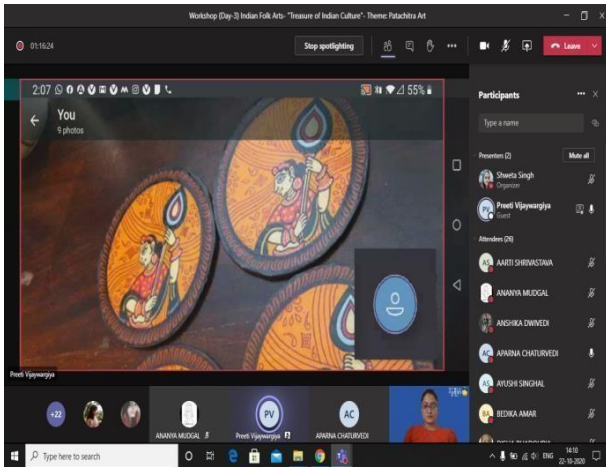




AMITY UNIVERSITY

MADHYA PRADESH

Established vide Government of Madhya Pradesh Act No. 27 of 2010





AMITY SCHOOL OF FASHION DESIGN AND TECHNOLOGY

Colart- Visual Merchandising Competition 2021

(Make your Display come Alive)



28 September 2021 (Tuesday)

2 pm Onwards

During the Innovation week, Amity School of Fashion Design & Technology (ASFDT), AUMP organized **Colart- Visual Merchandising Competition (Make your Display Come Alive)** on 28th September 2021 at 1430 hrs on MS Teams.

The competition has gained too much popularity and we have received huge registration from Pan India. 19 teams were shortlisted to present their work in online platform. We have participants from Renaissance University Indore, DKTE Ichalkaranji, FDDI Hyderabad, Amity University Lucknow, Shivaji University Kolhapur, JD Institute and many more. Dr. Kappil Kishor, Faculty NIFT Delhi popularly known as Fashion Guru and Mrs. Urmila Kharkwal, Sr. Faculty, Dept. of Retail and Fashion, FDDI Hyderabad were the jury members for the event. The competition was coordinated by Ms. Shweta Singh, AP (ASFDT) AUMP.

The competition started with the blessings of Maa Saraswati and welcome of Jury members, Head of the Institution, invited Guest, Faculty members and participants. Participants were familiarized first with rules and regulation and assessment structure of competition. Participants have applied their creative skills in window dressing to attract, engage and motivate the customers towards making a purchase. All teams have presented their innovative display area which were very much appreciated by the jury members as all teams have worked hard in the pandemic to frame the idea of display in various theme. Students from FDDI Hyderabad has won 1st prize for working on the theme 'Work from home', 'Black forest' theme from AUMP Gwalior and 'Regent of feral duft' from DKTE won 2nd prize. The presentation on 'Baroque Era' from students of Renaissance University was given consolation prize.

The competition ended on a good note as all the participants were happy and satisfied after presenting their creative work on the platform. The competition concluded with valuable insights shared by jury member and followed by vote of thanks.



Presentation given by Participants

COLART - The Visual Merchandising Competition (Make your display come alive)

48:12

Request control

Participants

Invite someone or dial a number

Share invite

In this meeting (96)

- Shweta Singh Organizer
- Aanchal Malik (Guest) Guest
- Aarchi Jain (Guest) Guest
- Aastha joshi (Guest) Guest
- AAYUSH KUMAR SHRIVASTAVA
- ABHINAY PRATAP SINGH On hold
- ajay (Guest) Guest
- AKSHAT NAIR
- amansnagar (Guest)

SOCIAL BUTTERFLIES

The COCKTAIL party

A social butterfly is someone who is social or friendly with everyone, and fits with everyone, the way a butterfly might. Cocktail attire is a balance between formal and casual and elegant and comfortable. To an event with this dress code, such as a wedding, men typically wear a suit and tie while women wear a cocktail dress. "It is still an occasion to dress up, but a full-length gown is not necessary."

DISHA BHADOURIA

Type here to search

31°C Rain

14:44 28-09-2021

COLART - The Visual Merchandising Competition (Make your display come alive)

01:07:02

Take control

18 of 21

CHITRIKA RATHORE

Type here to search

31°C Rain

15:02 28-09-2021



AMITY UNIVERSITY

MADHYA PRADESH

Established vide Government of Madhya Pradesh Act No. 27 of 2010

COLART - The Visual Merchandising Competition (Make your display come alive)

29:31

Recording has started. This meeting is being recorded. By joining, you are giving consent for this meeting to be recorded. [Privacy policy](#) Dismiss

Participants

Invite someone or dial a number

Share invite

In this meeting (98) Mute all

- VARUNA RAJPUT
- Aanchal Malik (Guest)
- Aarchi Jain (Guest)
- AAYUSH KUMAR SHRIVASTA...
- ADITYA SHARMA
- AKSHAT NAIR
- amansnagar (Guest)
- ANANYA MUDGAL
- ANANYA THAKUR

FINAL DISPLAY

amansnagar (Guest)

3:18 PM 9/23/2021





Amity School of Fashion Design & Technology, AUMP

“Workshop on Fabric Rendering Techniques”

28th December 2021 (Tuesday)

Amity School of Fashion Design & Technology (ASFDT), AUMP, organized a workshop “Workshop on Fabric Rendering Techniques” on 28th December 2021 from 1:15 pm to 3:10 pm in fashion studio which was coordinated by Ms. Twinkle Rastogi, Asst. Professor, ASFDT.

The workshop started with the welcoming of our Hon’ble guest, Ms. Urvashi Rathore, Founder and Creative Head of Meelysian Art Studio, Delhi, Ms. Anshu Singh Chaudhary, HOD, ASFDT, AUMP, faculty members and students from ASFDT. The stress was laid on the objective of the workshop and how students can recreate these beautiful rendering technique.

In the workshop students explored the rendering techniques of fabric by using various artistic mediums. Ms. Urvashi Rathore has illustrated through demonstrations on Rendering of illustrations on all the fabrics like cotton, chiffon, leather, satin, denim, cotton, velvet, shimmer and most important printed fabric illustrations where the prints of the original fabrics and even the fabric itself will be illustrated in the same manner as it is through demonstrations. Students learned various aspects of rendering techniques in fashion illustration and model drawing in the workshop which helped in enhancing their creativity skills.

At the end of the workshop, students displayed their illustrated fabrics which they learnt from the workshop and were cherished and admired by Ms. Urvashi Rathore and other faculty members.

Ms. Urvashi Rathore Giving Demonstration on Fabric rendering





AMITY UNIVERSITY


MADHYA PRADESH

Established vide Government of Madhya Pradesh Act No. 27 of 2010





Students referring and taking inspiration from works of Ms. Urvashi





Students exploring the fabric rendering techniques





AMITY UNIVERSITY

MADHYA PRADESH

Established vide Government of Madhya Pradesh Act No. 27 of 2010





Amity School of Fashion Design & Technology, AUMP

Workshop on

“Digital Textile Print and Development using Morris Technique”

11 April 2022 (Monday)

Organised by:
AMITY SCHOOL OF FASHION
DESIGN & TECHNOLOGY

AMITY UNIVERSITY
Gwalior

WORKSHOP on
DIGITAL TEXTILE PRINT DEVELOPMENT
MORRIS TECHNIQUE

Monday, 11 April 2022 | 10 am to 05pm

GUEST SPEAKER
Ms. Namrata Chaturvedi,
Founder, What If Studio -
an eco-sustainable
lifestyle Accessories and
Apparel brand

Faculty Co-ordinator:
Ms. Twinkle Rastogi
7987236591

Student Co-ordinators:
Ms. Anshika Singh Tomar
9755098754
Ms. Krati Khandelwal
9229093000

For more information visit: www.amity.edu/gwalior/upcoming-events

"The true secret of happiness lies in taking a genuine interest in all the details of daily life"

Amity School of Fashion Design and Technology (ASFDT) has organized a workshop on "Digital Textile Print and Development using Morris Technique", held on 11 April 2022 from 10 am to 5 pm ,by Textile Designer Ms. Namrata Chaturvedi ,Founder and Creative Head Of What If studio- A sustainable clothing and lifestyle accessory brand. The Textile Printing Workshop created a learning environment for education, research and artistic activity. In this workshop there were opportunities for students to colour and pattern textiles by the methods of hand and digital printing methods which was also explained by the co-ordinator Ms. Twinkle Rastogi , Asst. Professor ,ASFDT .

The workshop started with the welcoming of our invited Guest Ms. Namrata Chaturvedi, Mrs. Anshu Singh Chaudhary, HOD, ASFDT, AUMP, faculty members and students .

Proceeding to the workshop Ms. .Chaturvedi started with the introduction about the William Morris , a founder of the British Arts and Crafts movement, sought to restore the prestige and methods of hand-made crafts, including textiles, in opposition to the 19th century tendency toward factory-produced textiles. Ms. Chaturvedi demonstrated on hand drawn



The essence of Morris's work reflected in the students prints which they have created digitally. Students learned creating motifs by hand and digitally in Adobe Photoshop in the workshop which helped in enhancing their skills. At the end of the workshop, students displayed their hand drawn and digital prints with colourways which they created in the workshop and were cherished and admired by the faculty members and participants.



Ms. Namrata Chaturvedi giving an introduction about printing methods



Ms. Twinkle Rastogi giving demonstration on a layout of motifs



Ms. Chaturvedi explaining students about William Morris and his work of inspiration.





AMITY UNIVERSITY

MADHYA PRADESH

Established vide Government of Madhya Pradesh Act No. 27 of 2010

