

**Alok Mittal & Associates**

*Chartered Accountants*

X-13, Hauz Khas, New Delhi 110 016

Tel : 011-46113729, 26968470 & 41655810

E-mail : caalokmittal@gmail.com

The Managing Committee  
Amity University Madhya Pradesh

Dear Sirs,

We have examined the balance sheet of Amity University Madhya Pradesh, as at 31st march, 2018 and the Income and Expenditure Account for the year ended on that date, which are in agreement with the books of account maintained by the said institution.

We have obtained all the information and explanations which to the best of our knowledge and belief were necessary for the purposes of the audit. In our opinion, proper books of accounts have been kept by the institution so far, as appears from our examination of the books.

In our opinion and to the best of our information and according to the explanation given to us, the said accounts give a true and fair view:

- (i) In the case of the balance sheet of the state of affairs of the above named institution as at 31.03.2018 and
- (ii) In the case of the income and expenditure account of the excess of expenditure over income for the year ended 31.03.2018

For ALOK MITTAL & ASSOCIATES  
Firm Reg No. - 005717N  
CHARTERED ACCOUNTANTS

  
(ALOK MITTAL)  
PARTNER  
M.No. - 071205  
Place: New Delhi  
Date: 28.09.2018



**AMITY UNIVERSITY MADHYA PRADESH**

**BALANCE SHEET AS AT 31.03.2018**


	SCH.	As At 31.03.2018		As At 31.03.2017	
		AMOUNT		AMOUNT	
		Rs.	Ps.	Rs.	Ps.
<b><u>SOURCES OF FUNDS</u></b>					
Contribution from Society			90,98,59,732.41		63,83,45,531.79
General Fund			(1,01,77,45,364.13)		(81,07,20,335.87)
Endowment fund			5,00,00,000.00		5,00,00,000.00
Research & Development Fund	X		9,41,491.00		(509.00)
Term Loans			19,78,82,455.16		26,98,40,412.81
Caution Money			3,20,24,920.00		2,99,82,920.00
Current Liabilities & Provisions	I		3,94,66,022.65		3,66,57,446.12
			<u>21,24,29,257.09</u>		<u>21,41,05,465.85</u>
<b><u>APPLICATION OF FUNDS</u></b>					
<b><u>FIXED ASSETS</u></b>					
(A) Gross Block	II		24,26,84,927.77		22,77,38,036.27
(B) LESS: Depreciation			<u>11,79,92,545.26</u>		<u>9,67,83,175.84</u>
(C) Net Block			12,46,92,382.51		13,09,54,860.43
<b><u>CURRENT ASSETS LOANS &amp; ADVANCES</u></b>					
(A) Cash & Bank Balance	III		6,48,96,508.58		6,35,86,427.17
(B) Other Current Assets	IV		1,54,20,058.00		1,31,64,945.25
(C) Loans & Advances	V		74,20,308.00		63,99,233.00
			<u>21,24,29,257.09</u>		<u>21,41,05,465.85</u>

In terms of our report of even date

FOR, ALOK MITTAL & ASSOCIATES  
CHARTERED ACCOUNTANT

(ALOK K. MITTAL)

PARTNER



Place : New Delhi  
Date : 28.09.2018

FOR, AMITY UNIVERSITY  
MADHYA PRADESH

(REGISTRAR) (CHIEF FINANCE & ACCOUNTS  
OFFICER)

AMITY UNIVERSITY MADHYA PRADESH

INCOME & EXPENDITURE ACCOUNT FOR THE YEAR ENDED 31.03.2018

SCH.	For the year ended 31.03.2018 AMOUNT		For the year ended 31.03.2017 AMOUNT	
	Rs.	Ps.	Rs.	Ps.
<b><u>INCOME</u></b>				
Student Fees & Other related receipts		24,30,48,800.00		22,17,63,275.00
Other Income	VI	1,67,51,320.00		1,37,00,255.31
		<u>25,98,00,120.00</u>		<u>23,54,63,530.31</u>
<b><u>EXPENDITURE</u></b>				
Salaries & Benefits	VII	14,49,67,120.00		12,02,95,998.75
Students Welfare Expenses	VIII	2,03,67,448.99		1,79,49,496.00
Other Administrative Expenses	IX	25,80,42,351.45		22,30,36,084.20
Finance Charges		2,22,38,858.40		3,11,16,337.49
Depreciation	II	2,12,09,369.42		2,53,24,582.02
		<u>46,68,25,148.26</u>		<u>41,77,22,498.46</u>
Excess of Income Over Expenditure		(20,70,25,028.26)		(18,22,58,968.15)
B/F From Last Year		(81,07,20,335.87)		(62,84,61,367.71)
Excess of Income Over Expenditure carried to Balance Sheet		<u>(1,01,77,45,364.13)</u>		<u>(81,07,20,335.87)</u>

In terms of our report of even date

FOR, ALOK MITTAL & ASSOCIATES  
CHARTERED ACCOUNTANTS

(ALOK K. MITTAL)

PARTNER

PLACE : New Delhi

DATE: 28.09.2018

FOR, AMITY UNIVERSITY  
MADHYA PRADESH

(REGISTRAR) (CHIEF FINANCE & ACCOUNTS  
OFFICER)




**FIXED ASSETS**

**SCHEDULE-II**

PARTICULARS	GROSS BLOCK				DEPRECIATION			NET BLOCK		
	AS AT 31.03.2017	ADDITION / (DELETION)		AS AT 31.03.2018	AS AT 31.03.2017	FOR THE YEAR	AS AT 31.03.2018	AS AT 31.03.2018	AS AT 31.03.2018	AS AT 31.03.2017
		<180 days	>180 days							
AIR CONDITIONER	3,72,33,671.80	-	-	3,72,33,671.80	1,21,98,707.96	37,55,244.58	1,59,53,932.53	2,12,79,719.27	2,50,34,963.84	
FURNITURE & FIXTURE	3,63,37,213.47	1,69,405.00	1,05,426.00	3,66,12,044.47	1,06,19,802.98	25,90,753.90	1,32,10,556.87	2,34,01,487.60	2,57,17,410.49	
OFFICE EQUIPMENTS	55,13,627.00	8,94,578.00	3,45,297.00	67,53,502.00	21,89,464.58	6,17,512.26	28,06,976.85	39,46,525.15	33,24,162.42	
BOOKS & LIBRARY	69,35,370.00	13,26,623.00	4,09,268.00	86,71,261.00	21,98,484.29	8,71,419.78	30,69,904.07	56,01,356.93	47,36,885.71	
ELECTRICAL EQUIPMENT	2,61,53,853.00	-	-	2,61,53,853.00	1,02,09,372.93	23,91,672.01	1,26,01,014.94	1,35,52,808.06	1,59,44,480.07	
COMPUTERS & SOFTWARE	3,02,26,796.00	21,57,611.50	5,04,996.00	3,28,89,403.50	2,54,49,618.08	25,44,391.87	2,79,94,009.95	48,95,393.55	47,77,177.92	
VEHICLE	53,28,978.00	29,07,393.00	46,008.00	82,82,379.00	27,90,847.70	6,05,675.22	33,96,522.92	48,85,856.08	25,38,130.30	
PROJECTOR	29,24,467.00	82,966.00	1,57,275.00	31,64,708.00	11,48,160.36	2,96,259.70	14,44,430.06	17,20,287.94	17,76,306.64	
SCHOOL EQUIPMENTS	53,38,609.00	-	-	53,38,609.00	18,45,729.54	5,23,931.92	23,69,611.46	29,68,947.54	34,92,879.46	
GENERATOR	3,44,54,894.00	-	-	3,44,54,894.00	1,38,48,862.56	30,90,904.72	1,69,39,747.27	1,75,15,126.73	2,06,06,031.44	
I.T. EQUIPMENTS/FITTINGS	71,41,108.00	69,679.00	1,04,940.00	73,15,727.00	25,04,715.68	7,16,425.77	32,21,141.45	40,94,585.55	46,36,392.32	
KITCHEN EQUIPMENTS	21,72,694.00	-	-	21,72,694.00	8,42,847.49	1,99,476.98	10,42,324.47	11,30,369.53	13,29,846.51	
SPORTS EQUIPMENTS	11,61,977.00	-	-	11,61,977.00	4,32,302.20	1,09,451.22	5,41,753.42	6,20,223.58	7,29,674.80	
MEDICAL EQUIPMENTS	10,350.00	-	-	10,350.00	6,102.08	637.19	6,779.26	3,610.74	4,247.92	
MUSIC EQUIPMENTS	1,99,600.00	-	-	1,99,600.00	86,214.10	17,007.88	1,03,221.99	96,378.01	1,13,385.90	
LAB EQUIPMENT	2,66,04,828.00	53,35,229.00	3,50,197.00	3,22,70,254.00	1,04,11,943.31	28,78,604.43	1,32,90,547.74	1,89,79,706.26	1,61,92,884.69	
TOTAL	22,77,38,036.27	1,29,43,484.50	20,03,407.00	24,26,84,927.77	9,67,83,173.84	2,12,09,369.42	11,79,93,547.26	12,46,92,382.51	13,09,54,860.43	
PREVIOUS YEAR	21,34,51,820.27	80,96,955.00	61,89,261.00	22,77,38,036.27	7,14,58,593.81	2,53,24,582.02	9,67,83,173.84	13,09,54,860.43	14,19,93,226.46	

*[Handwritten Signature]*

	AS AT 31.03.2018		AS AT 31.03.2017	
	Rs.	Ps.	Rs.	Ps.
<b><u>CURRENT LIABILITIES &amp; PROVISIONS</u></b>				
<b>SCHEDULE - I</b>				
<b><u>Current Liabilities</u></b>				
Sundry Creditors	1,57,09,246.77		1,71,42,866.80	
T.D.S Payable	15,27,372.92		21,69,942.00	
PF & ESI Payable	5,99,687.00		9,33,666.00	
WCT payable	-		46,944.00	
Expenses Payable	17,98,306.00		6,13,347.00	
Advance Fees Received	7,52,500.00		8,63,808.00	
Interest Payable	14,95,773.96		23,47,241.32	
Salary Payable	50,154.00		2,74,923.00	
Professional Tax Payable	15,428.00		17,928.00	
Scholarship Payable	1,16,45,100.00		90,36,550.00	
Other Liabilities	14,000.00		55,685.00	
	<b>3,36,07,568.65</b>		<b>3,35,02,901.12</b>	
<b><u>Provisions</u></b>				
Provision For Gratuity	58,58,454.00		31,54,545.00	
	<b>58,58,454.00</b>		<b>31,54,545.00</b>	
	<b>3,94,66,022.65</b>		<b>3,66,57,446.12</b>	
<b><u>CASH &amp; BANK BALANCES</u></b>				
<b>SCHEDULE - III</b>				
Bank Balance	1,40,46,635.58		1,27,68,790.17	
Cash	49,873.00		17,637.00	
Fixed Deposit	5,08,00,000.00		5,08,00,000.00	
	<b>6,48,96,508.58</b>		<b>6,35,86,427.17</b>	
<b><u>OTHER CURRENT ASSETS</u></b>				
<b>SCHEDULE - IV</b>				
Prepaid Expenses	11,22,518.00		10,90,255.25	
Fees Receivable	11,23,031.00		9,46,778.00	
Security Deposit With A.O MPMKW Co.	26,48,956.00		21,79,000.00	
Security Deposit Telephone	14,500.00		14,500.00	
Security Deposit with director WRC	-		4,00,000.00	
Imprest A/c- Staff	1,44,009.00		1,15,951.00	
Interest Accrued but not due	1,01,17,711.00		81,04,110.00	
Other Receivables	2,49,333.00		3,14,351.00	
	<b>1,54,20,058.00</b>		<b>1,31,64,945.25</b>	
<b><u>LOANS &amp; ADVANCES</u></b>				
<b>SCHEDULE - V</b>				



*Topstain*

*bas*

Advance to Supplier	74,20,308.00	63,99,233.00
	<u>74,20,308.00</u>	<u>63,99,233.00</u>

**OTHER INCOME**

**SCHEDULE - VI**

Late Fee & Fine Received	13,88,672.00	9,02,456.00
Interest Received	33,08,365.00	30,19,176.31
Transport Fees	68,54,400.00	74,90,875.00
Sale of Forms	3,25,600.00	4,10,300.00
Re- Exam /Re- Checking Fees	6,85,000.00	5,25,762.00
Rent Received	4,43,071.00	3,42,000.00
Miscellaneous Income	37,46,212.00	10,09,686.00
	<u>1,67,51,320.00</u>	<u>1,37,00,255.31</u>

**STAFF SALARIES & BENEFITS**

**SCHEDULE - VII**

Salary	4,47,01,266.00	3,78,05,000.00
House Rent Allowance	1,49,67,491.75	1,25,05,602.00
Employer Contribution to P.F & E.S.I	59,66,203.00	29,20,239.00
Conveyance Allowance	58,89,403.00	54,35,460.00
Leave Encashment	1,72,353.00	1,45,914.00
Exgratia	2,49,125.00	-
Dress Allowance	4,198.00	28,951.00
Gratuity	27,03,909.00	30,05,177.00
D A	3,48,33,947.60	3,09,76,118.00
Incentive	18,39,494.00	20,43,172.00
Food Allowance	5,24,591.00	3,86,260.00
Medical Allowance	40,06,560.00	36,47,644.00
Special Allowance	2,67,44,493.65	1,88,84,318.00
Washing Allowance	84,835.00	59,150.00
Staff Welfare Expenses	10,72,509.00	15,61,555.75
Visiting Faculty Charges	12,06,741.00	8,91,438.00
	<u>14,49,67,120.00</u>	<u>12,02,95,998.75</u>

**STUDENTS WELFARE EXPENSES**


**SCHEDULE - VIII**

Student Welfare	22,62,998.99	8,19,446.00
Scholarship	1,81,04,450.00	1,71,30,050.00
	<u>2,03,67,448.99</u>	<u>1,79,49,496.00</u>

**OTHER ADMINISTRATIVE EXPENSES**

**SCHEDULE - IX**

Audit Fees (including service tax)	6,49,000.00	6,09,500.00
------------------------------------	-------------	-------------



*Tarsham*


*hds*

Admission Expenses	89,27,249.00	46,05,730.00
Advertisement & Publicity	3,95,09,404.50	2,64,48,900.23
Affiliation/ Participation Fees	6,17,500.00	2,85,800.00
Consumable Lab	5,42,476.00	6,28,579.00
Fees to Regulatory Commission	54,63,565.00	23,11,961.00
Bank Charges	8,199.28	66,167.27
Diwali Expenses	1,37,200.00	1,81,776.00
Donation & Charity	-	-
Sponsorship Expenses	2,00,000.00	1,72,500.00
Examination Expenses	2,77,556.00	1,78,540.00
Freight & Cartage	-	20,000.00
Hardware & Software Maintenance Exp.	59,97,141.98	45,75,170.00
Horticulture & Gardening Exp.	27,40,237.00	21,15,408.00
Insurance Charges	14,26,124.25	4,60,995.00
Legal & Professional Charges	81,19,475.00	1,11,55,625.00
Local Conveyance	1,11,861.00	1,42,551.00
Meeting & Seminar Expenses	27,24,115.62	8,63,510.66
Membership & Subscription	20,42,809.00	4,48,014.00
News Papers, Books & Periodicals	3,89,587.50	77,227.00
Office/ School Expenses	16,44,932.51	64,24,725.00
Postage & Courier	4,36,271.00	3,50,257.00
Generator Running & Maintenance	29,05,369.00	33,51,980.00
Printing & Stationary	13,63,714.18	16,22,209.00
Repairs & Maintenance	1,60,96,018.60	77,22,962.00
Rate, Taxes & Fees	8,018.00	3,300.00
Telephone Expenses	4,36,631.32	7,74,396.00
Internet Charges	34,69,205.00	31,07,728.00
Short & Excess	-	1,448.04
Transportation Charges	61,19,367.00	55,70,645.00
Training Expenses	1,20,000.00	1,74,080.00
Internal Audit Fees	9,41,000.00	3,44,500.00
Usage Charges	10,20,00,000.00	10,20,00,000.00
Vehicle Running & Maintenance	6,45,667.00	5,81,747.00
Travelling Expenses	9,13,437.30	3,88,169.00
Watch & Ward Expenses	1,51,38,946.00	1,10,15,381.00
Water & Electricity Charges	2,58,10,195.41	2,05,67,939.00
Inspection Exp.	1,10,078.00	21,86,664.00
Participation fee	-	15,00,000.00
	<u>25,80,42,351.45</u>	<u>22,30,36,084.20</u>

**Research & Development Fund**

**SCHEDULE - X**

Opening Balance	(509.00)	1,79,800.00
Add: Grant Recd. during the year	13,27,709.00	-
Less: Expenses made for Research & Development	3,85,709.00	1,80,309.00
Closing Balance	<u>9,41,491.00</u>	<u>(509.00)</u>



*(Handwritten signature)*

*(Handwritten signature)*

# AMITY UNIVERSITY MADHYA PRADESH

Schedule attached to and forming part of the Balance Sheet and Income & Expenditure account

For the year ended 31.03.2018

## **Significant accounting policies and notes to the accounts:**

### **1. Accounting Convention**

The financial statements are prepared in accordance with Indian Generally Accepted Accounting Principles (GAAP) under the historical cost convention. GAAP comprises Accounting Standards (AS), issued by the Institute of Chartered Accountants of India (ICAI) and other generally accepted accounting principles in India.


Mercantile system of accounting is generally followed where in all incomes and expenditures are accounted for on accrual basis.

### **2. Use of estimates**

The preparation of financial statements requires management to make estimates and assumptions that affect the reported amounts of assets and liabilities, the disclosure of contingent liabilities on the date of the financial statements and reported amounts of revenues and expenses during the period reported. Although these estimates are based upon management's best knowledge of current events and actions, actual results could differ from these estimates.

### **3. Fixed assets, intangible assets and capital work in progress**

Fixed Assets have been value at historical costs. The cost of an asset comprises its purchase price and any directly attributable cost of bringing the assets to working condition for its intended use.





## AMITY UNIVERSITY MADHYA PRADESH

Capital Work-in-progress includes the costs of fixed assets that are not ready for their intended use at the date of Balance Sheet.

#### 4. Depreciation

Depreciation has been provided on written down value method as per Income Tax Act, 1961 on fixed assets.

#### 5. Revenue recognition

Tuition and other fee is recognized on the due date for the receipt of fees and apportioned over the academic year. of the student on a time proportion basis.


Interest on deposits is recognized on a time proportion basis over the term deposits.

Grants/Donations are accounted for in the year. of receipt.

All other items of income have been accounted for an accrual basis unless otherwise stated.

#### 6. Employees benefits:

- a) Contribution to the provident fund, family pension fund and Employee State Insurance is made in accordance with the provisions of the Employees Provident Fund and Miscellaneous Provisions Act, 1952 & ESI Act respectively and is recognized as an expense on an accrual basis.
- b) Provision for gratuity has been made by the management.
- c) No provision for Leave Encashment has been made; same has been recognised at the time of payment.



A handwritten signature in black ink, appearing to be 'bds'.

7. Regrouping/ Rearrangement of figures:



Previous year figures have been regrouped/ rearranged / recast wherever necessary to correspond to the current year.

8. Confirmation of Accounts


Parties' accounts showing debit or credit balances including squared-up accounts are subject to confirmation from them.

For ALOK MITTAL & ASSOCIATES  
Firm Reg No. - 005717N  
CHARTERED ACCOUNTANTS

For AMITY UNIVERSITY MADHYA  
PRADESH

  
(ALOK K. MITTAL)  
PARTNER  
M.No. - 071205  
Place: NEW DELHI  
Date: 28.09.2018  


  
(REGISTRAR)

  
(CHIEF FINANCE &  
ACCOUNTS OFFICER)